

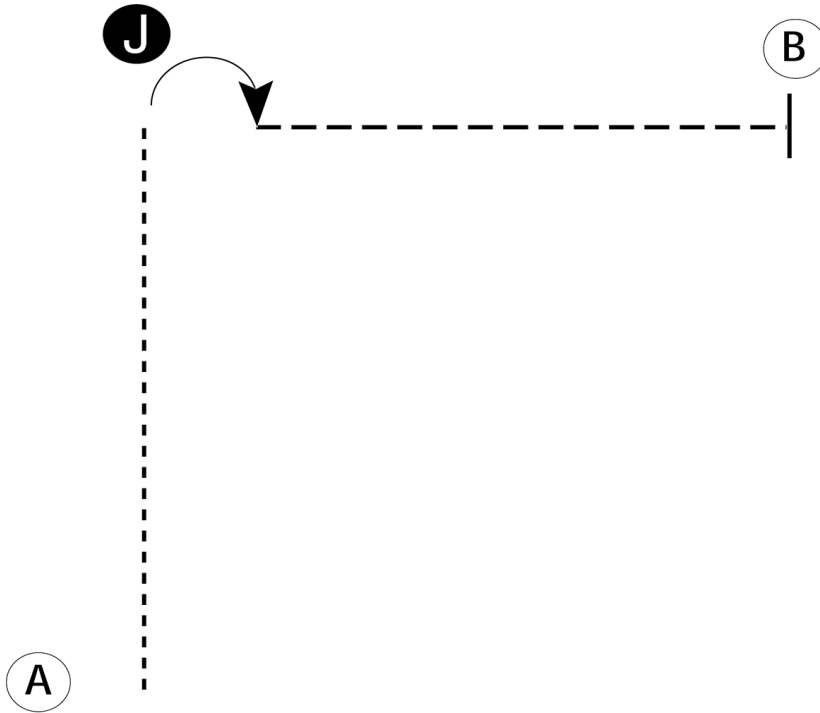
Tx POAC

Showmanship(lead line walk only) (Lead Line/9 & Under/Class 34,36)

Show Date: 06-26-2021

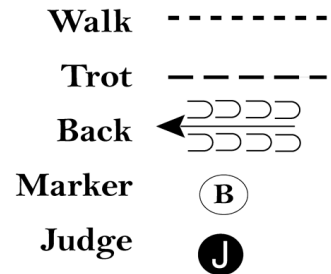
w w w . H o r s e S h o w P a t t e r n s . c o m

w w w . H o r s e S h o w P a t t e r n s . c o m



Be ready at A.

1. Walk from A to Judge.
2. Stop and set up for inspection.
3. When dismissed, perform a 90 degree turn.
4. Trot away from judge to B.
5. Stop at B.
6. Follow the instructions of your ring steward.



[SWT-7]

Pattern Provided by:

Jeannie Young

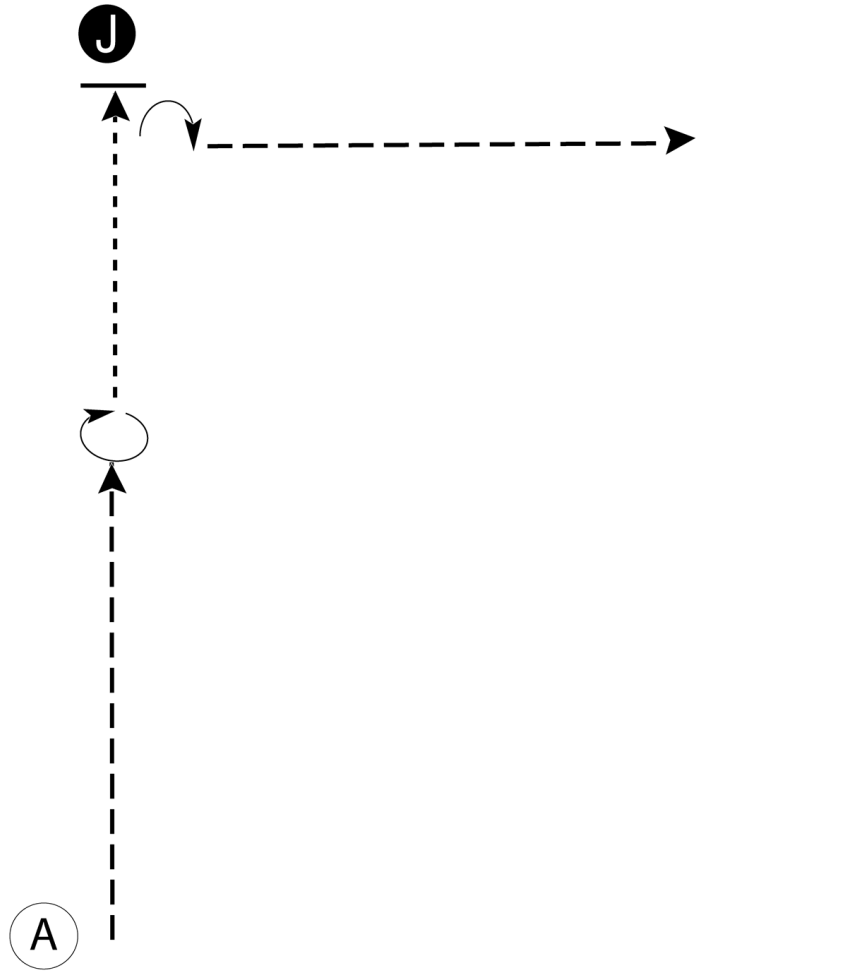
Tx POAC

Showmanship (All Showmanship Class 35,37,38,39)

Show Date: 06-26-2021

w w w . H o r s e S h o w P a t t e r n s . c o m

w w w . H o r s e S h o w P a t t e r n s . c o m



1. Be ready at A.
2. Trot half way to the Judge.
3. Perform a 360 degree turn.
4. Walk to the Judge, stop and set up for inspection.
5. When dismissed perform a 90 degree turn and trot to the line up or follow the instructions of your ring steward.

- Walk -----
Trot - - - - -
Back ← ≡≡≡
Marker (B)
Judge (J)

[S/1-17]

Pattern Provided by:
Jeannie Young

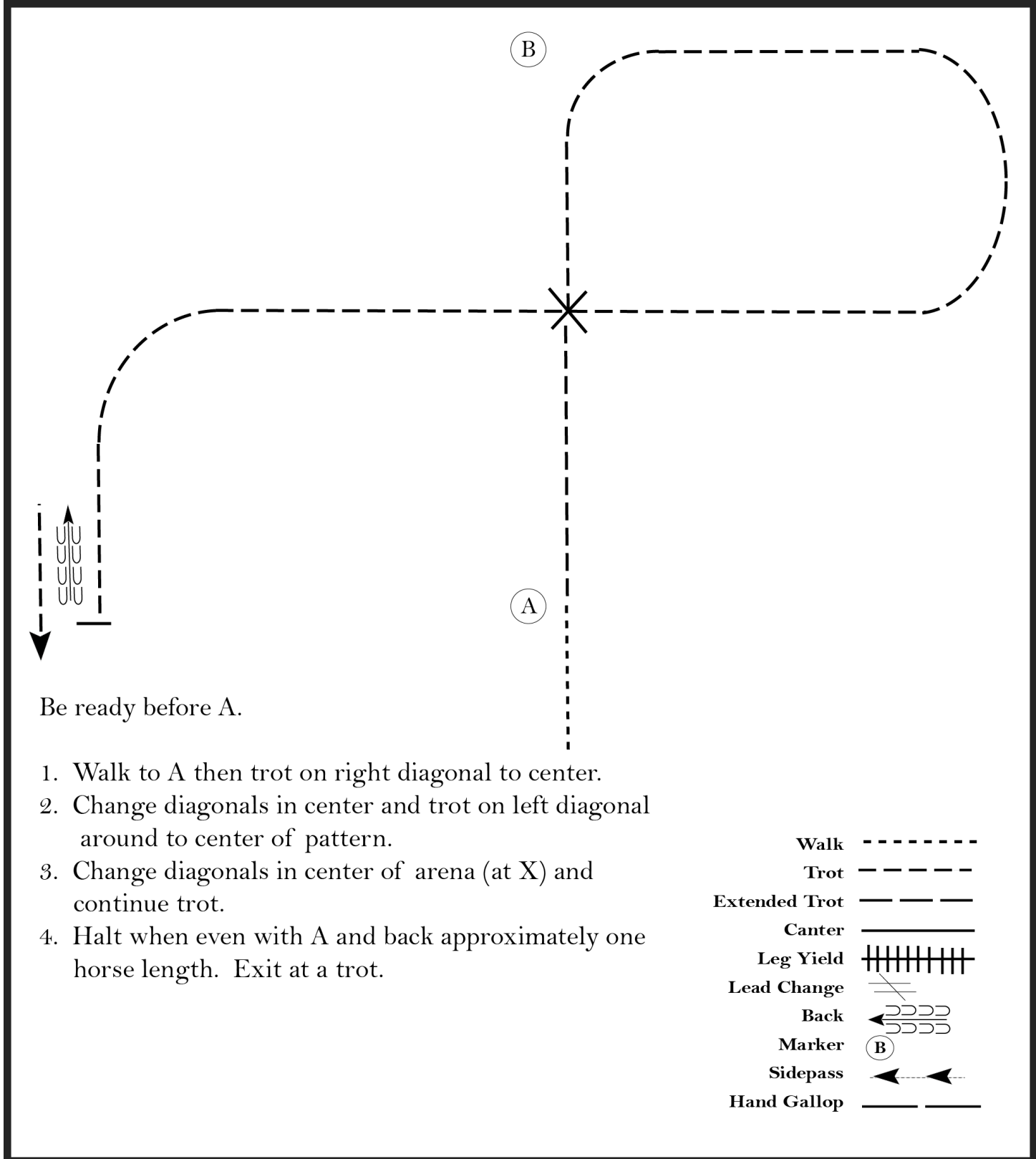
Tx POAC

Hunt Seat Equitation (All Walk Trot Equitation 77,78,79)

Show Date: 06-26-2021

w w w . H o r s e S h o w P a t t e r n s . c o m

w w w . H o r s e S h o w P a t t e r n s . c o m



[HSE/WT-113]

Pattern Provided by:
Jeannie Young

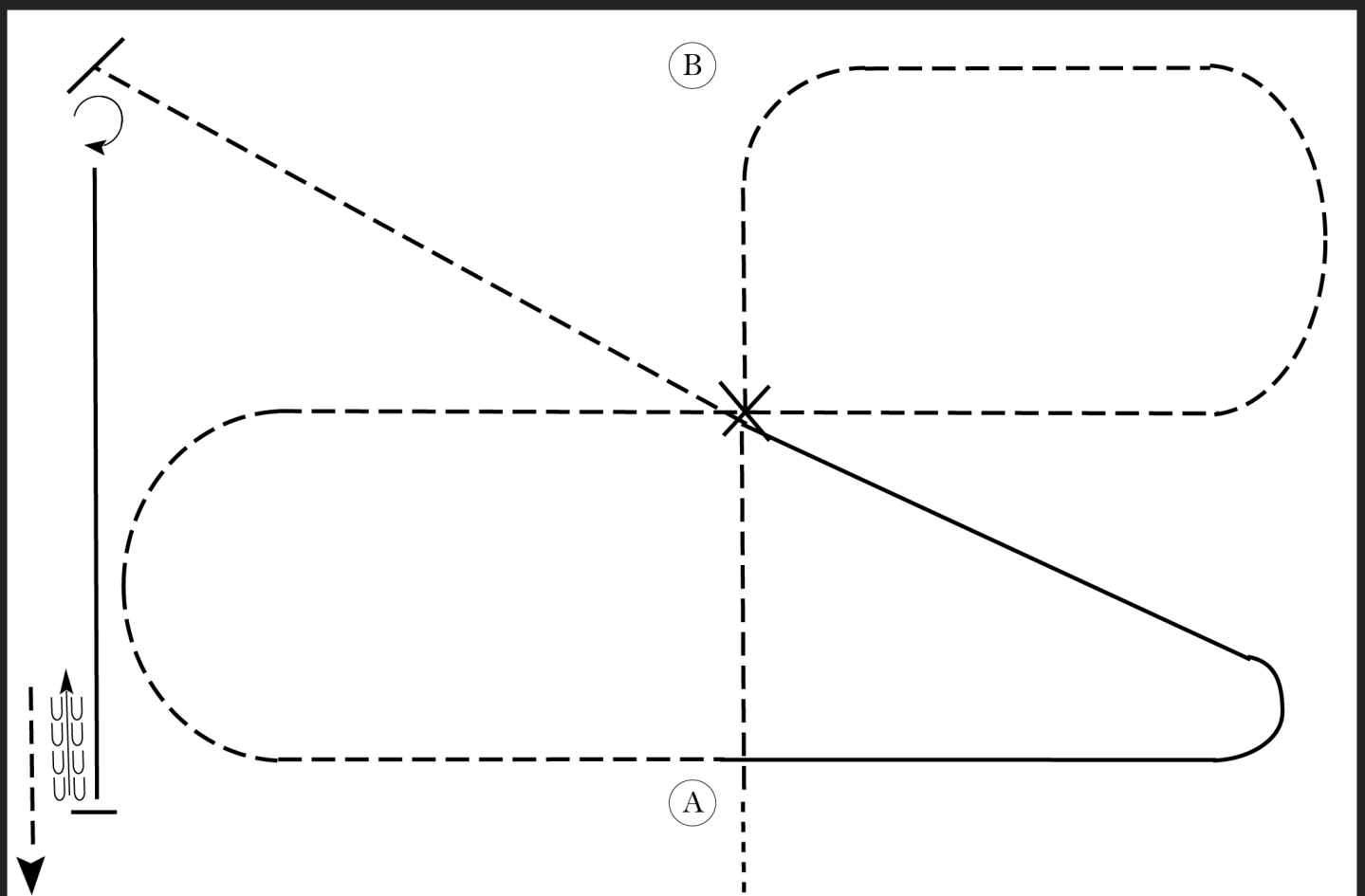
Tx POAC

Hunt Seat Equitation (All W/T/C Equitation 72,73,74)

Show Date: 06-26-2021

www.HorseShowPatterns.com

www.HorseShowPatterns.com



Be ready before A.

1. Walk to A then trot on right diagonal to center.
2. Change diagonals in center and trot on left diagonal around to center of pattern.
3. Change diagonals in center of arena (at X) and continue trot.
4. Canter left lead to center of arena.
5. Sitting trot to corner.
6. Halt and perform a turn on forehand to the right until straight with arena (approximately 5/8 turn).
Canter right lead until even with A.
7. Halt and back approximately one horse length.
Exit at a trot.

Walk	-----
Trot	- - - - -
Extended Trot	-----
Canter	—————
Leg Yield	
Lead Change	↙↘
Back	←←←←←
Marker	⊙
Sidepass	←-----→
Hand Gallop	———

[HSE/1-113]

Pattern Provided by:

Jeannie Young

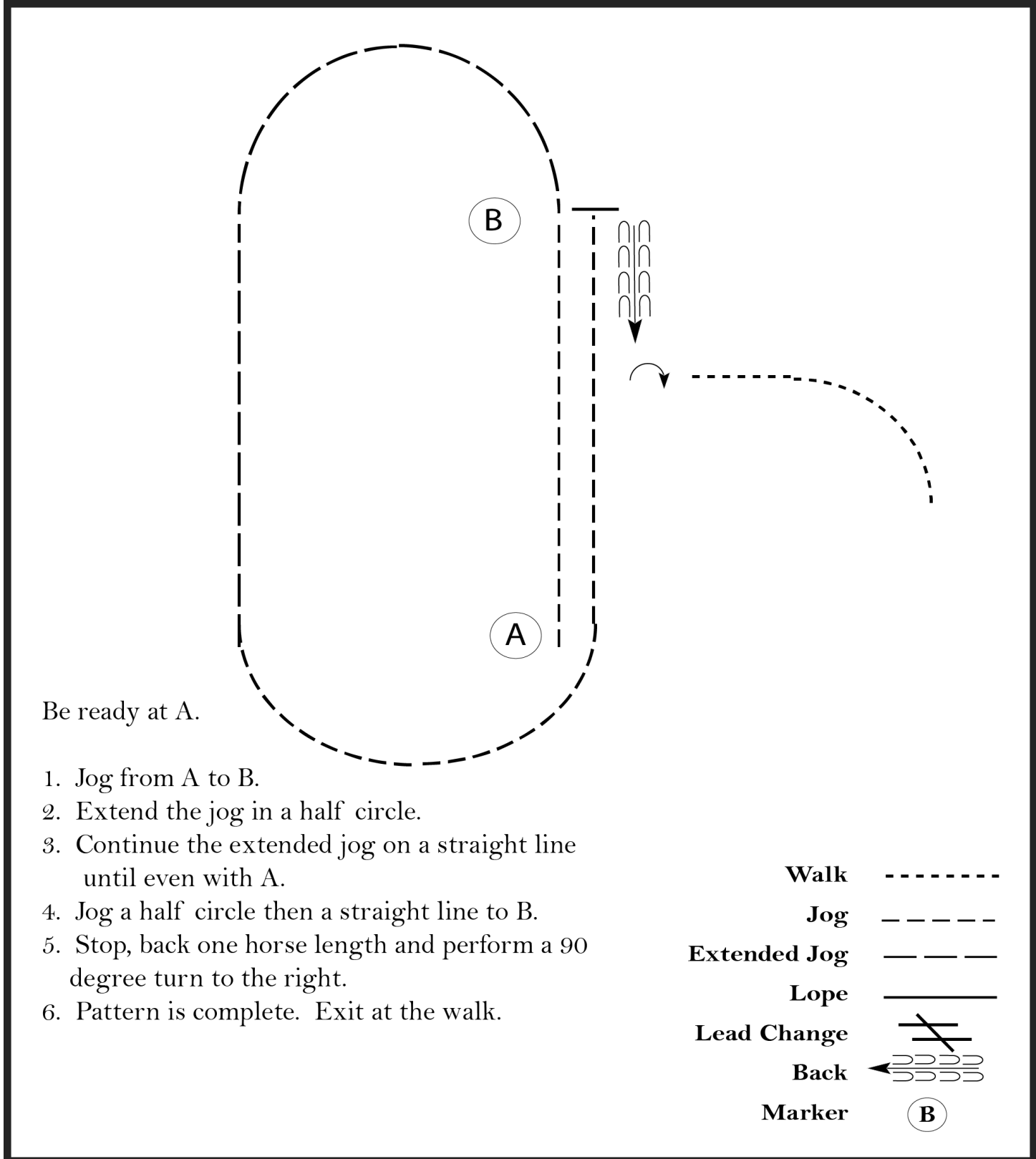
Tx POAC

Western Horsemanship (All Walk Trot Horsemanship 43,44,45)

Show Date: 06-26-2021

w w w . H o r s e S h o w P a t t e r n s . c o m

w w w . H o r s e S h o w P a t t e r n s . c o m



Be ready at A.

1. Jog from A to B.
2. Extend the jog in a half circle.
3. Continue the extended jog on a straight line until even with A.
4. Jog a half circle then a straight line to B.
5. Stop, back one horse length and perform a 90 degree turn to the right.
6. Pattern is complete. Exit at the walk.

- Walk -----
- Jog - - - - -
- Extended Jog - - - - -
- Lope | | | | |
- Lead Change / / / / /
- Back ← ← ← ← ←
- Marker (B)

[WH/WT-109]

Pattern Provided by:
Jeannie Young

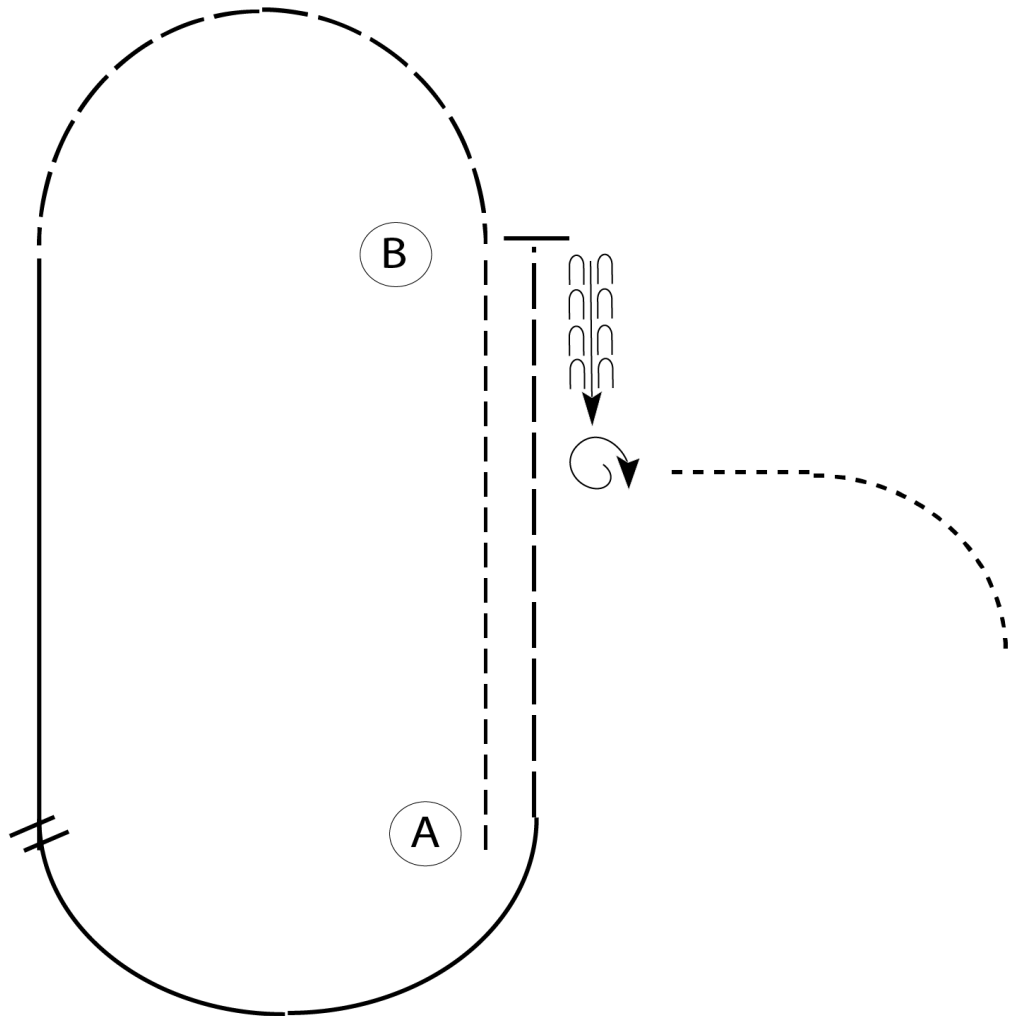
Tx POAC

Western Horsemanship (All W/T/L Horsemanship 46,47,48)

Show Date: 06-26-2021

w w w . H o r s e S h o w P a t t e r n s . c o m

w w w . H o r s e S h o w P a t t e r n s . c o m



Be ready at A.

1. Jog from A to B.
2. Extend the jog in a half circle.
3. Lope on the right lead until even with A.
4. Perform a simple lead change.
5. Lope on the left lead until even with A.
6. Extend the jog to B.
7. Stop, back one horse length and perform a 450 degree turn to the right.
8. Pattern is complete. Exit at the walk.

Walk	-----
Jog	- - - - -
Extended Jog	— — — —
Lope	
Lead Change	⚡
Back	←
Marker	Ⓚ

[WH/3-109]

Pattern Provided by:
Jeannie Young