

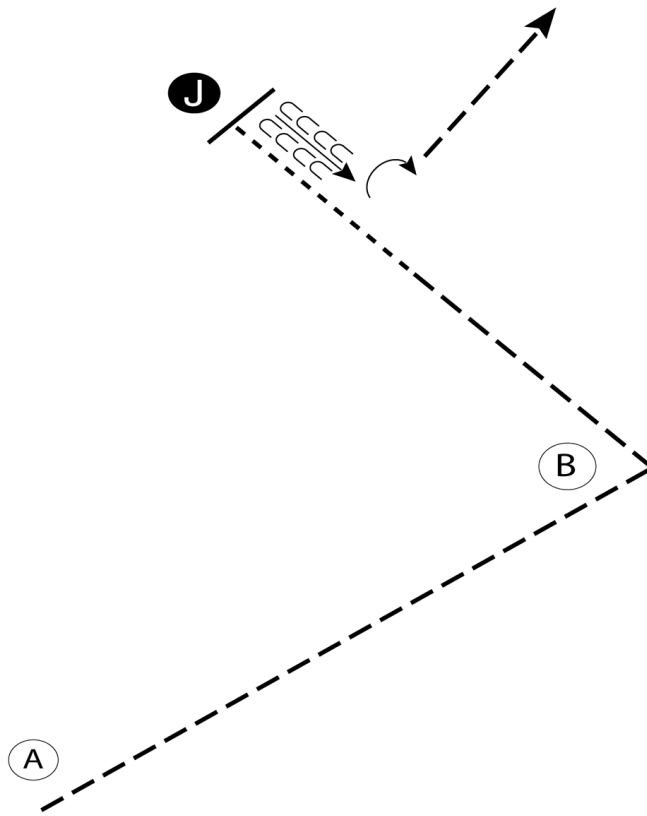
TXPOAC Club

Showmanship (Class 35)

Show Date: 09/12-13/2020

w w w . H o r s e S h o w P a t t e r n s . c o m

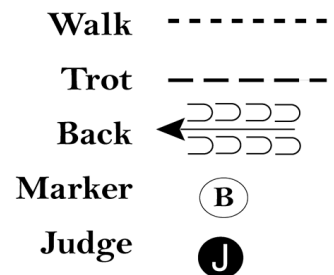
w w w . H o r s e S h o w P a t t e r n s . c o m



Be ready at A.

1. Trot to and around B and halfway to judge.
2. Walk to judge.
3. Stop and set up for inspection.
4. When dismissed back one horse length.
5. Perform a 90 degree turn and trot to the line-up.

Follow the instructions of your ring steward.



[S/WT-27]

Pattern Provided by:
The Judges

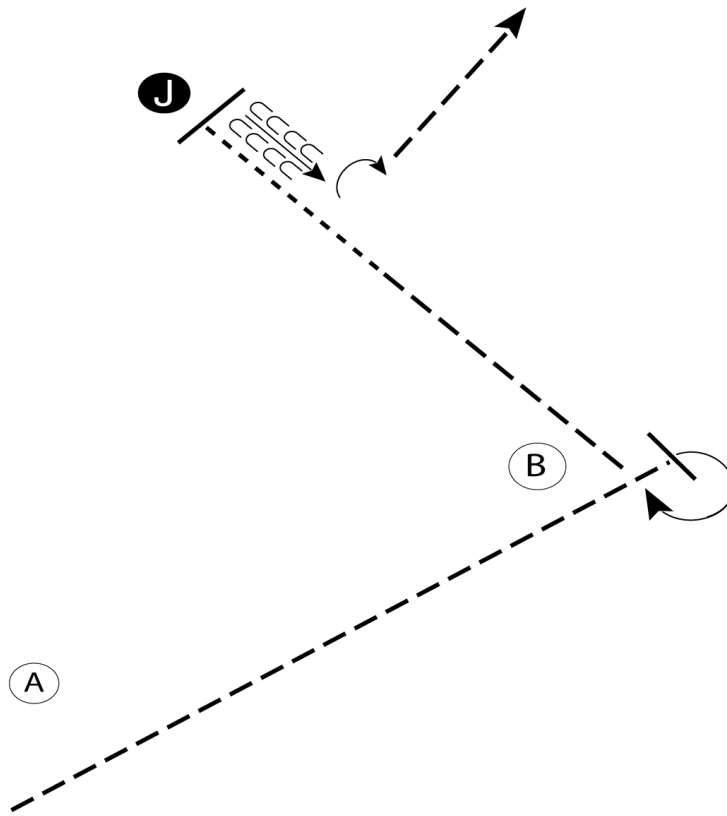
TXPOAC Club

Showmanship (Class 37, 38, 39)

Show Date: 09/12-13/2020

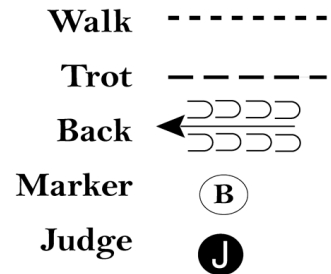
w w w . H o r s e S h o w P a t t e r n s . c o m

w w w . H o r s e S h o w P a t t e r n s . c o m



Be ready at A.

1. Trot past B and stop
 2. Perform a 270 degree turn
 3. Trot halfway to the Judge
 4. Break to the walk and walk to the Judge
 5. Stop and set up for inspection
 6. When dismissed back one horse length
 7. Perform a 90 degree turn and trot to the line-up
- Follow the instructions of your ring steward.



[S/1-27]

Pattern Provided by:

The Judges

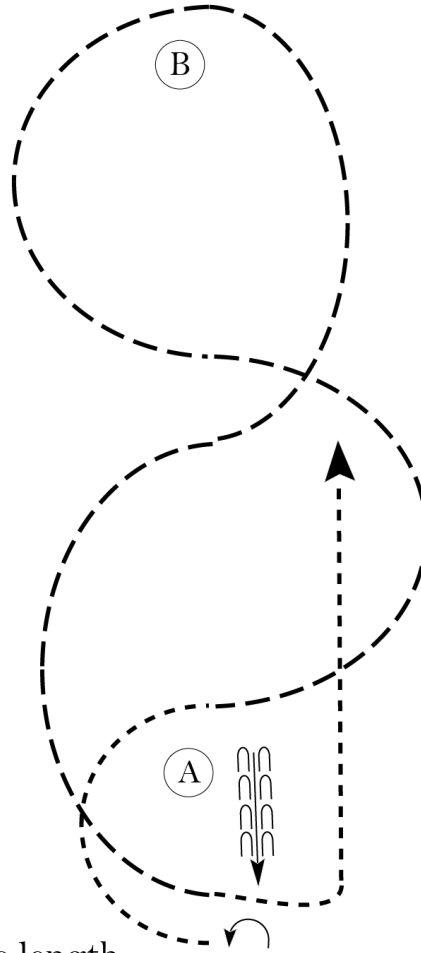
TXPOAC Club

Hunt Seat Equitation (Class 82, 83, 84)

Show Date: 09/12-13/2020

w w w . H o r s e S h o w P a t t e r n s . c o m

w w w . H o r s e S h o w P a t t e r n s . c o m



Be ready at A.

1. Back approximately one horse length.
2. Perform a 1/4 turn on the forehand left.
3. Walk around A.
4. Trot on the right diagonal in a half circle.
5. Sitting trot in a half circle to B.
6. Posting trot a serpentine to A showing a change of diagonals in center.
7. At A, walk around corner toward B.

Pattern is over once you have walked past the center point of the pattern.

Follow the instructions of your ring steward.

Walk	-----
Trot	- - - - -
Extended Trot	— — — — —
Canter	—————
Leg Yield	
Lead Change	↙ ↘
Back	← ← ← ← ←
Marker	⊙ B
Sidepass	← — — — — →
Hand Gallop	—————

[HSE/WT-69]

Pattern Provided by:

The Judges

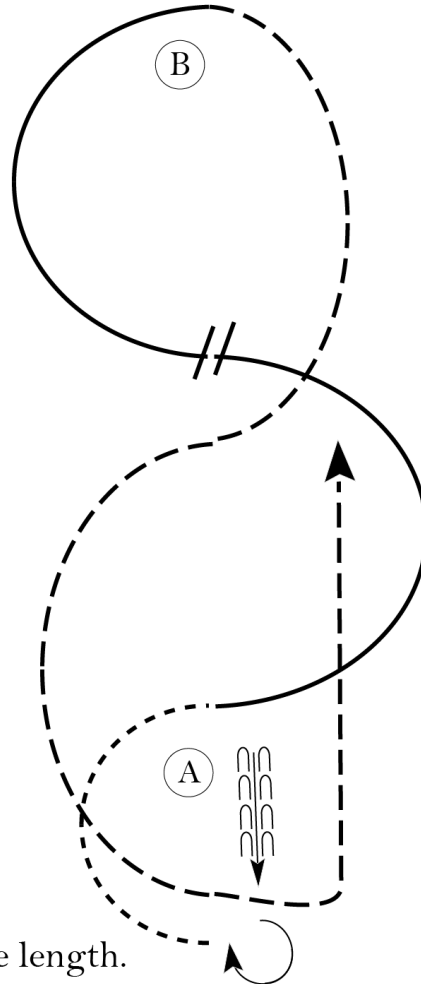
TXPOAC Club

Hunt Seat Equitation (Class 85, 86, 87)

Show Date: 09/12-13/2020

w w w . H o r s e S h o w P a t t e r n s . c o m

w w w . H o r s e S h o w P a t t e r n s . c o m



Be ready at A.

1. Back approximately one horse length.
2. Perform a 3/4 turn on the forehand right.
3. Walk around A.
4. Canter on the left lead in a half circle.
5. Change leads and canter on the right lead to B.
6. Break to a posting trot and trot a serpentine to A showing a change of diagonals in center.
7. At A, sitting trot around corner toward B.

Pattern is over once you have trotted past the center point of the pattern.

Follow the instructions of your ring steward.

Walk	-----
Trot	- - - - -
Extended Trot	- - - - -
Canter	—————
Leg Yield	
Lead Change	↘ ↙
Back	← ← ← ← ←
Marker	Ⓚ
Sidepass	← - - - - →
Hand Gallop	—————

[HSE/3-69]

Pattern Provided by:

The Judges

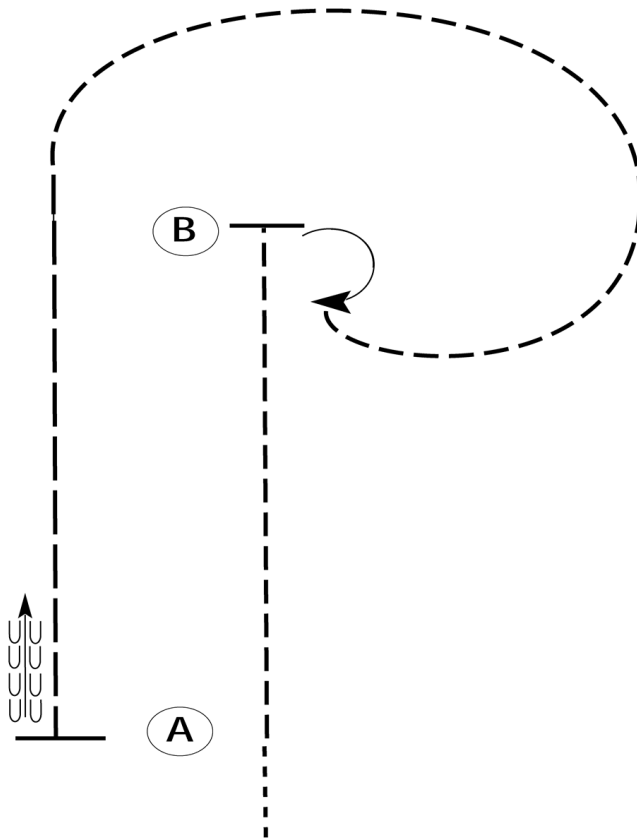
TXPOAC Club

Bareback Horsemanship (Class 42)

Show Date: 09/12-13/2020

w w w . H o r s e S h o w P a t t e r n s . c o m

w w w . H o r s e S h o w P a t t e r n s . c o m



Be ready before A.

1. Walk to A.
2. Jog to B.
3. Turn 180 degrees to the right.
4. Jog back around to B.
5. Extend the jog from B to A.
6. Stop at A and back approximately one horse length.

Follow the instructions of your ring steward.

Walk	-----
Jog	- - - - -
Extended Jog	— — — —
Lope	—————
Leg Yield	
Lead Change	— / —
Back	← — — — — — — — — —
Marker	⊙ B
Sidepass	← — — — — →

[WH/WT-44]

Pattern Provided by:

The Judges

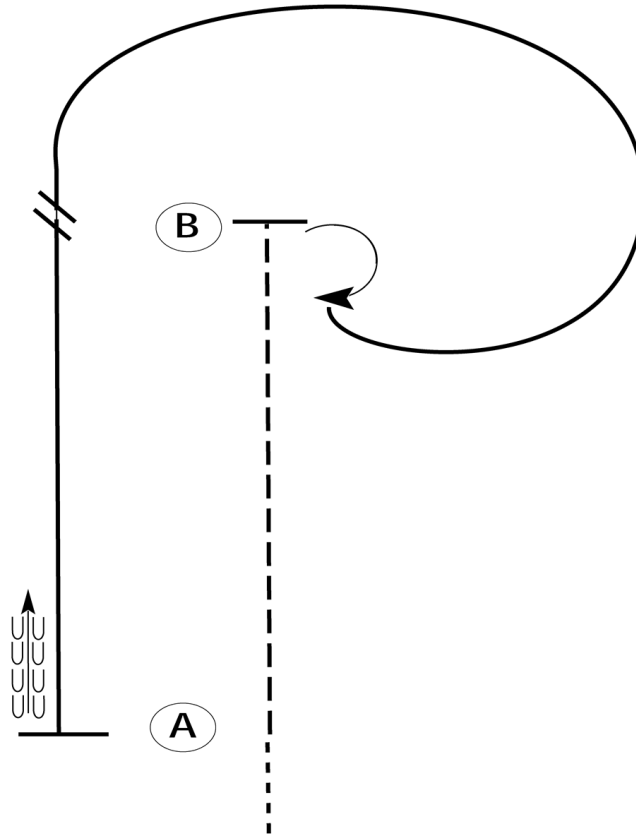
TXPOAC Club

Bareback Horsemanship (Class 43 & 44)

Show Date: 09/12-13/2020

w w w . H o r s e S h o w P a t t e r n s . c o m

w w w . H o r s e S h o w P a t t e r n s . c o m



Be ready before A.

1. Walk to A.
2. Jog to B.
3. Turn 180 degrees to the right.
4. Lope on the left lead back around to B.
5. Perform a flying lead change at B.
6. Lope on the right lead to A.
7. Stop at A and back approximately one horse length.

Follow the instructions of your ring steward.

Walk	-----
Jog	-----
Extended Jog	-----
Lope	—————
Leg Yield	
Lead Change	—/—
Back	← ← ←
Marker	⊙ B
Sidepass	←-----→

[WH/3-44]

Pattern Provided by:

The Judges

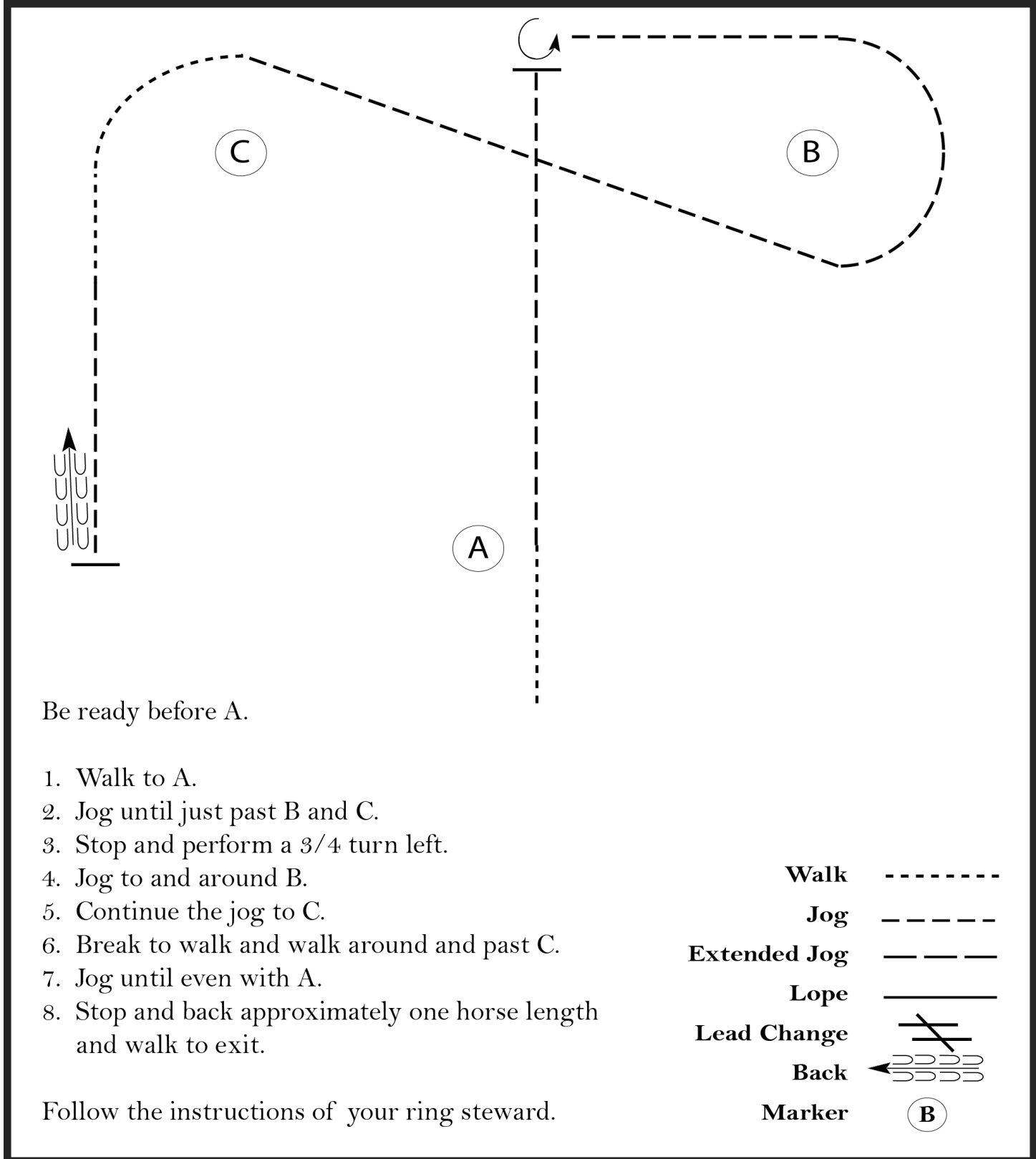
TXPOAC Club

Western Horsemanship (Class 48, 49, 50)

Show Date: 09/12-13/2020

w w w . H o r s e S h o w P a t t e r n s . c o m

w w w . H o r s e S h o w P a t t e r n s . c o m



Be ready before A.

1. Walk to A.
2. Jog until just past B and C.
3. Stop and perform a 3/4 turn left.
4. Jog to and around B.
5. Continue the jog to C.
6. Break to walk and walk around and past C.
7. Jog until even with A.
8. Stop and back approximately one horse length and walk to exit.

Follow the instructions of your ring steward.

Walk	-----
Jog	- - - - -
Extended Jog	— — — —
Lope	
Lead Change	⌘
Back	← U U U U
Marker	(B)

[WH/WT-91]

Pattern Provided by:

The Judges

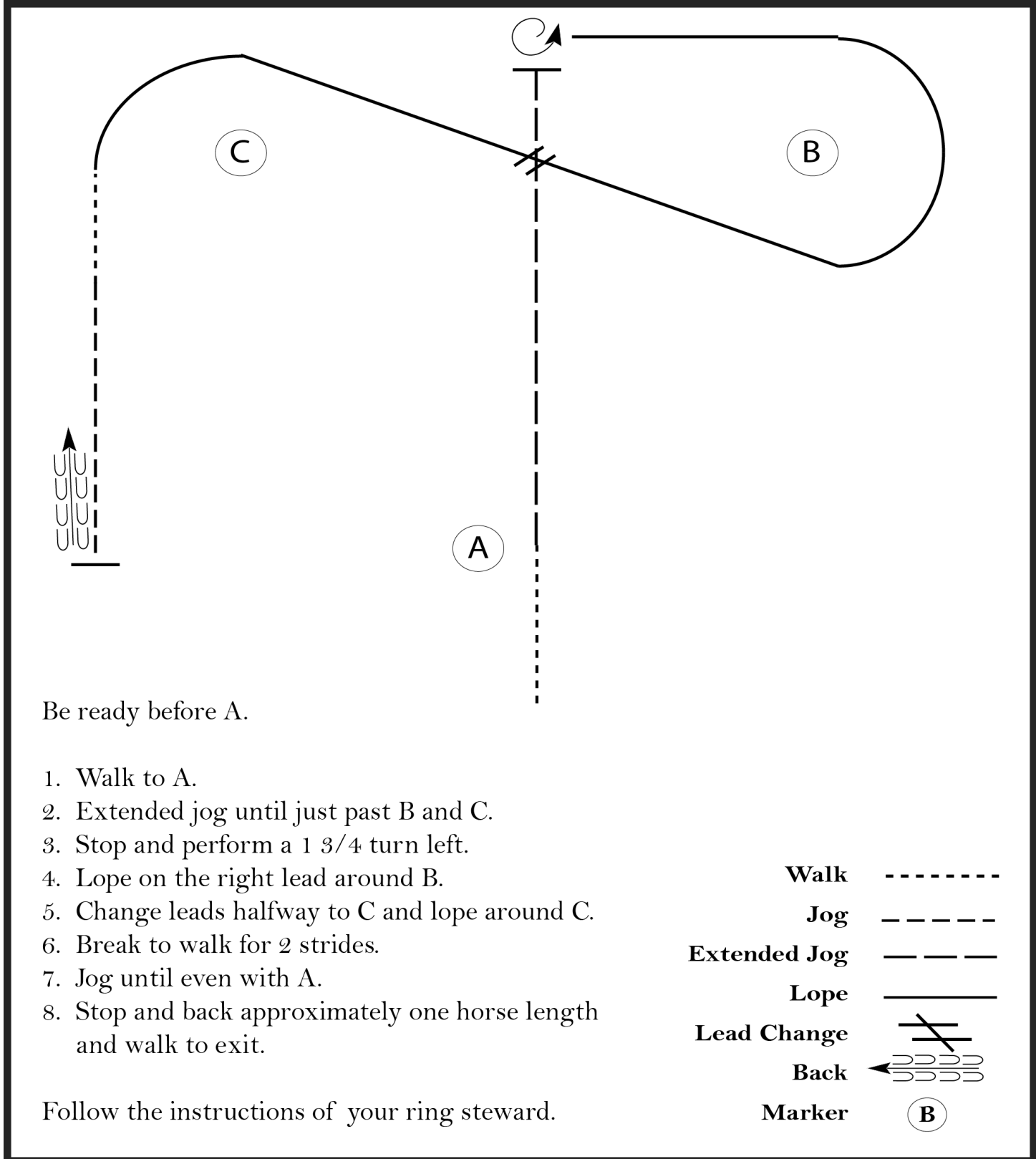
TXPOAC Club

Western Horsemanship (Class 51, 52, 53)

Show Date: 09/12-13/2020

w w w . H o r s e S h o w P a t t e r n s . c o m

w w w . H o r s e S h o w P a t t e r n s . c o m



Be ready before A.

1. Walk to A.
2. Extended jog until just past B and C.
3. Stop and perform a 1 3/4 turn left.
4. Lope on the right lead around B.
5. Change leads halfway to C and lope around C.
6. Break to walk for 2 strides.
7. Jog until even with A.
8. Stop and back approximately one horse length and walk to exit.

Follow the instructions of your ring steward.

- Walk -----
- Jog - - - - -
- Extended Jog - - - - -
- Lope | | | | |
- Lead Change
- Back
- Marker (B)

[WH/3-91]

Pattern Provided by:

The Judges

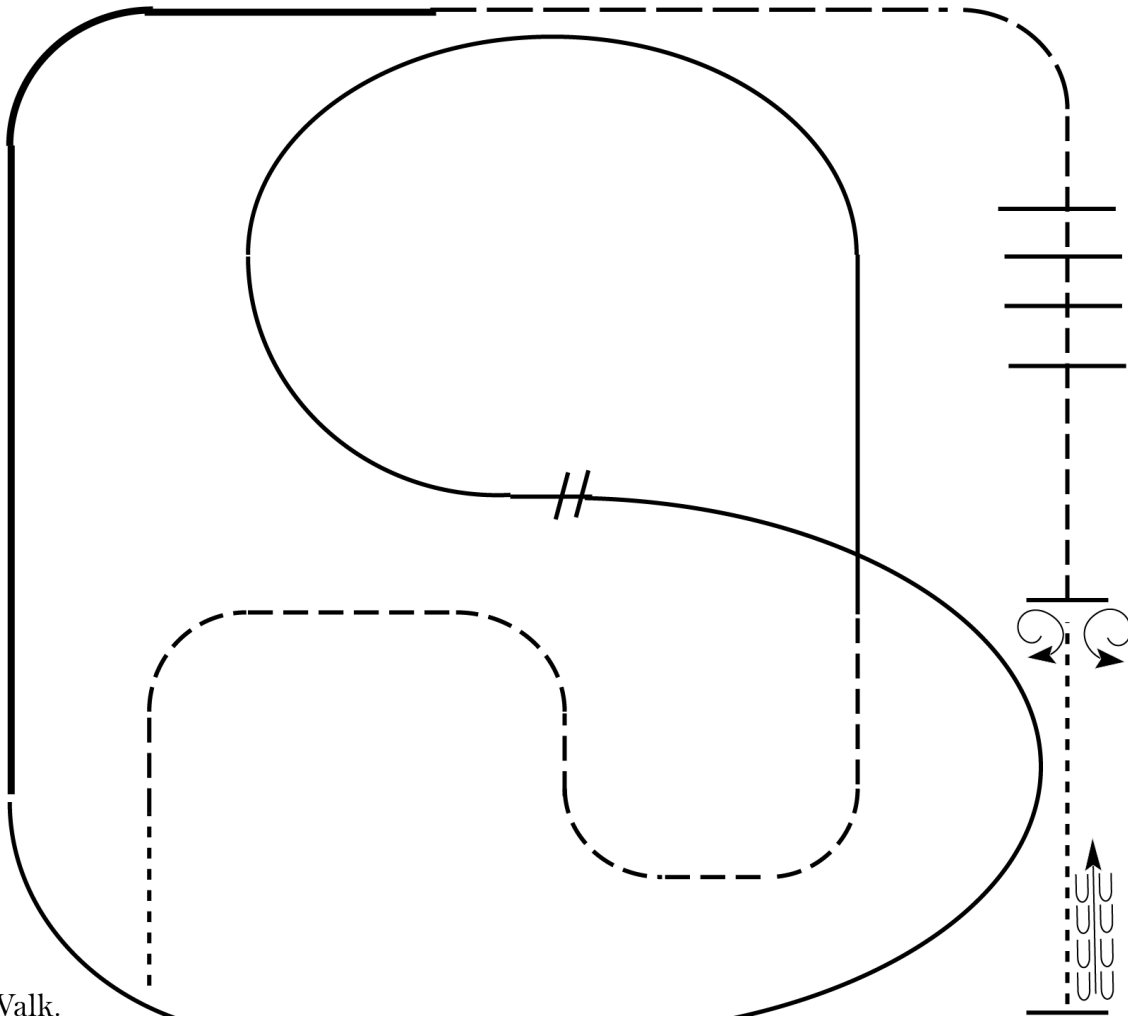
TXPOAC Club

Ranch Riding (All Ranch Riding)

Show Date: 09/12-13/2020

www.HorseShowPatterns.com

www.HorseShowPatterns.com



1. Walk.
2. Trot serpentine
3. Lope left lead around end of arena and then diagonally across arena.
4. Change leads (simple or flying) and
5. Lope on the right lead around end of the arena.
6. Extend lope on the straight away around corner to center of arena.
7. Extend trot around corner of arena
8. Collect to a trot
9. Trot over poles
10. Stop do a 360 turn each direction (either direction 1st)
11. Walk, stop and back.

Walk	-----
Jog	- - - - -
Extended Jog	-----
Lope	
Lead Change	//
Back	←
Marker	(B)

[RR/4]

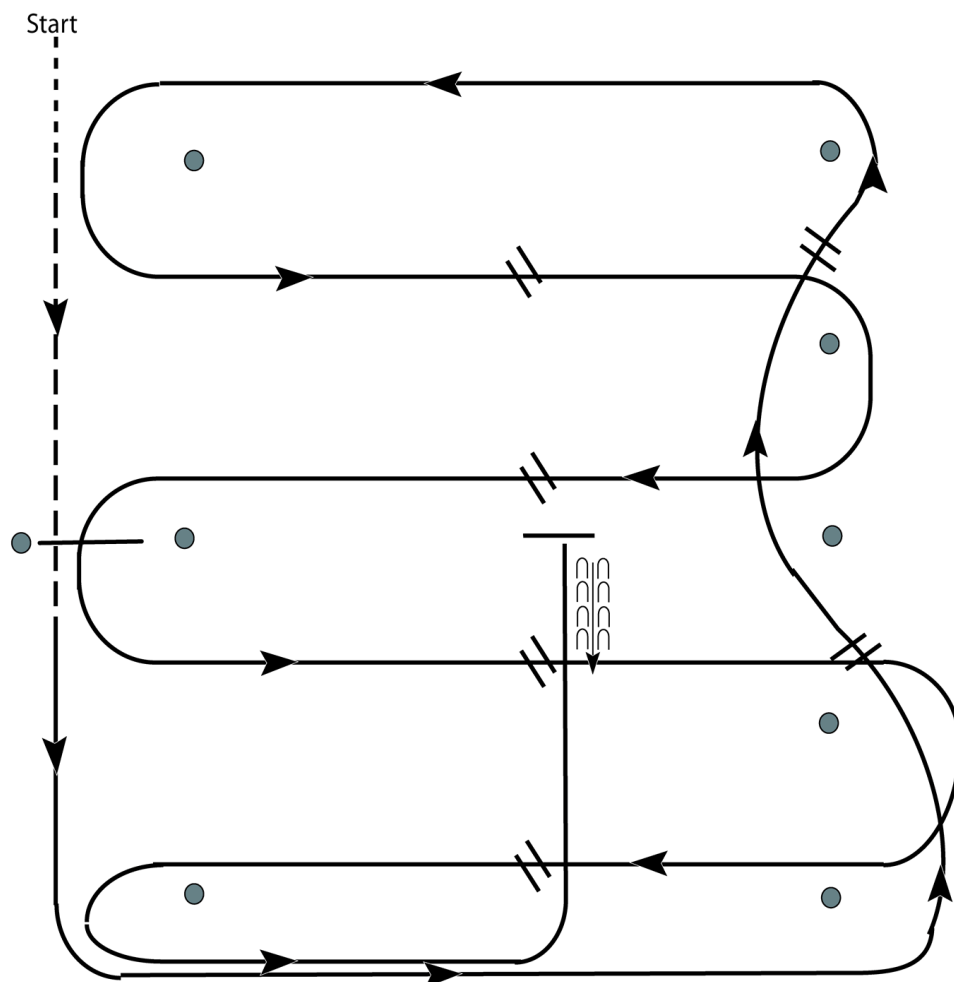
Pattern Provided by:

The Judges

TXPOAC Club

Western Riding (All Western Riding)

Show Date: 09/12-13/2020



1. Walk at least 15' & jog over log.
2. Transition to left lead and lope around end.
3. First line change.
4. Second line change. Lope around end of arena
5. First crossing change.
6. Second crossing change.
7. Lope over log.
8. Third crossing change.
9. Fourth crossing change.
10. Lope up the center, stop and back.

[WR/GP-1]

Pattern Provided by:

The Judges