

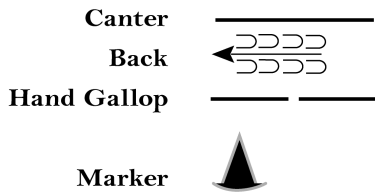
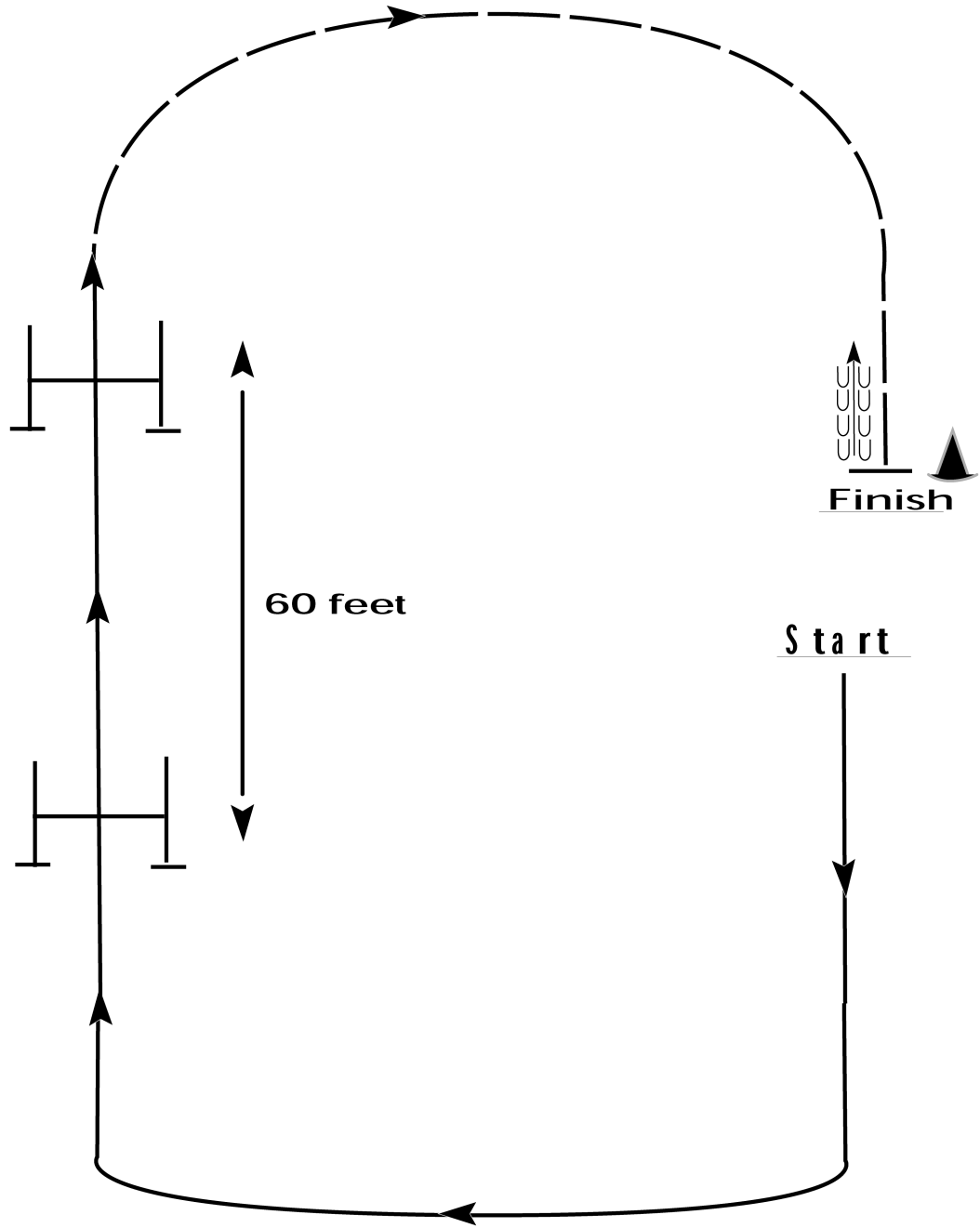
# TX POAC B&P

## Hunter Hack

Show Date: 10/31/2020

www.HorseShowPatterns.com

www.HorseShowPatterns.com



1. Fences are set approximately 60 feet apart.
2. After 2nd fence, hand gallop to marker. Stop and back approximately one horse length.
3. Drop your reins to signify completion.

[HH/60-2]

Pattern Provided by:

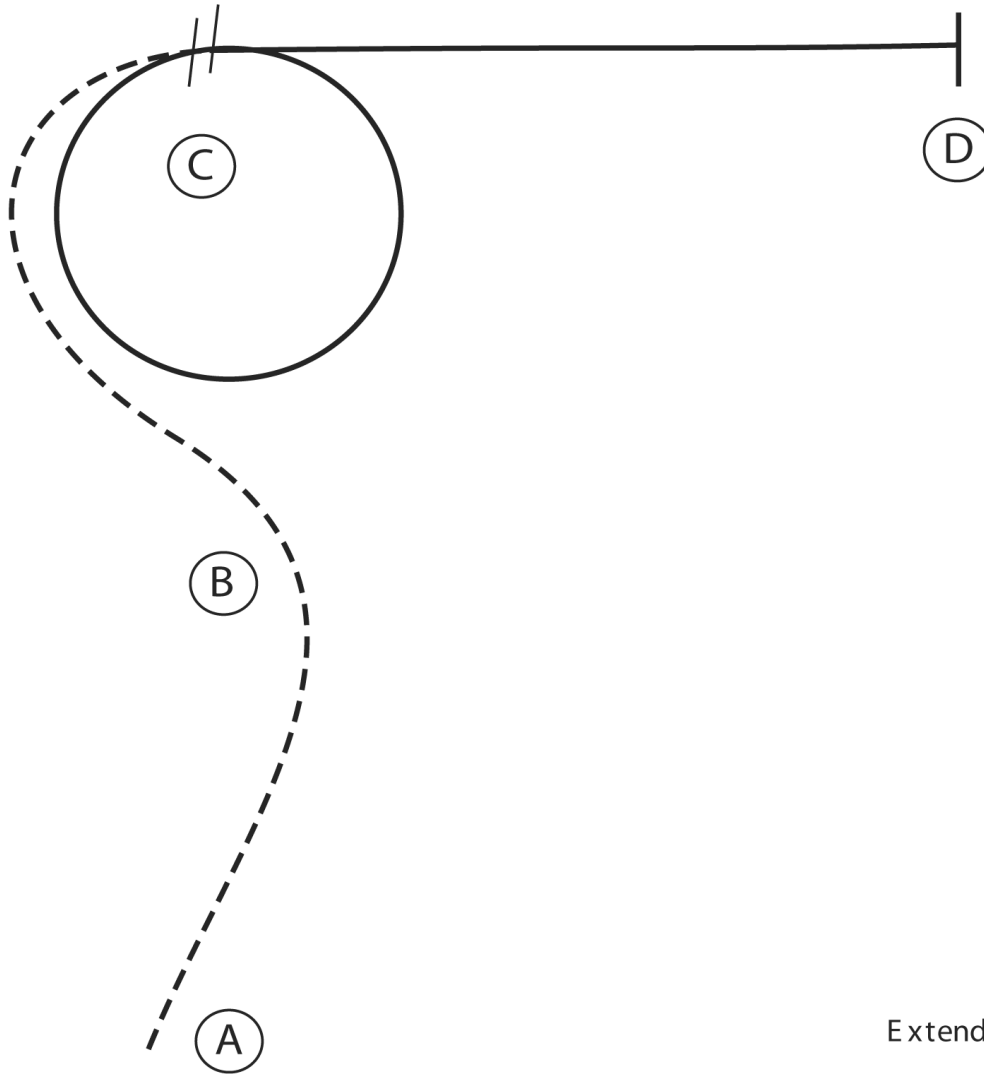
# TX POAC B&P

## Hunt Seat Equitation 14-18, 19&O

Show Date: 10/31/2020

W W W . H o r s e S h o w P a t t e r n s . c o m

W W W . H o r s e S h o w P a t t e r n s . c o m



1. Posting trot A to B on the right diagonal
2. Change diagonals at B and continue to C
3. At C canter a circle to the right on the right lead
4. At C perform a lead change and continue to D
5. Stop at D

Walk	.....
Trot	- - - - -
Extended Trot	- - - - -
Canter	—————
Leg Yield	
Lead Change	↙ ↘
Back	←←←←←
Marker	⊙ (B)
Sidepass	← - - - - ←

[HSE/2-15]

**Pattern Provided by:**

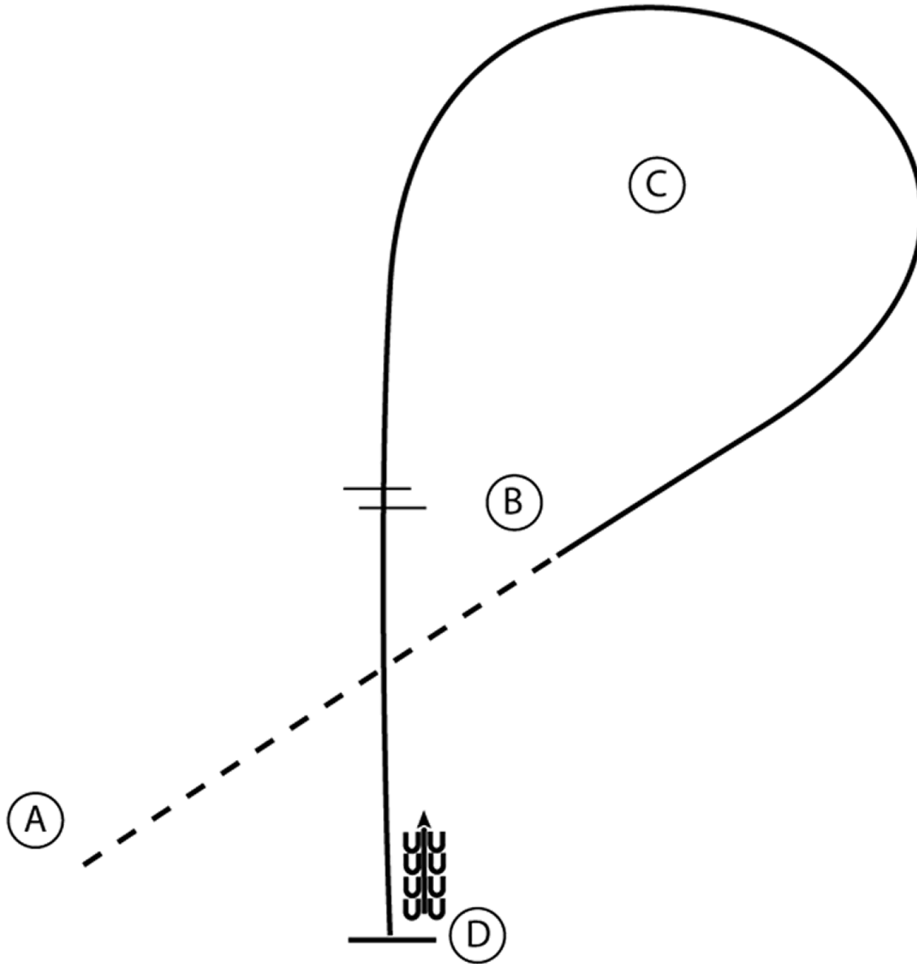
# TX POAC B&P

## Hunt Seat Equitation 10-13

Show Date: 10/31/2020

w w w . H o r s e S h o w P a t t e r n s . c o m

w w w . H o r s e S h o w P a t t e r n s . c o m



1. Posting trot, right diagonal, A to B
2. At B canter on the right lead around C to B
3. At B perform a simple lead change and continue to D
4. Stop at D and back approximately one horse length.

Walk	.....
Trot	-----
Extended Trot	-----
Canter	—————
Leg Yield	
Lead Change	—/—
Back	←←←←←
Marker	(B)
Sidepass	←←←←←

[HSE/2-9]

Pattern Provided by:

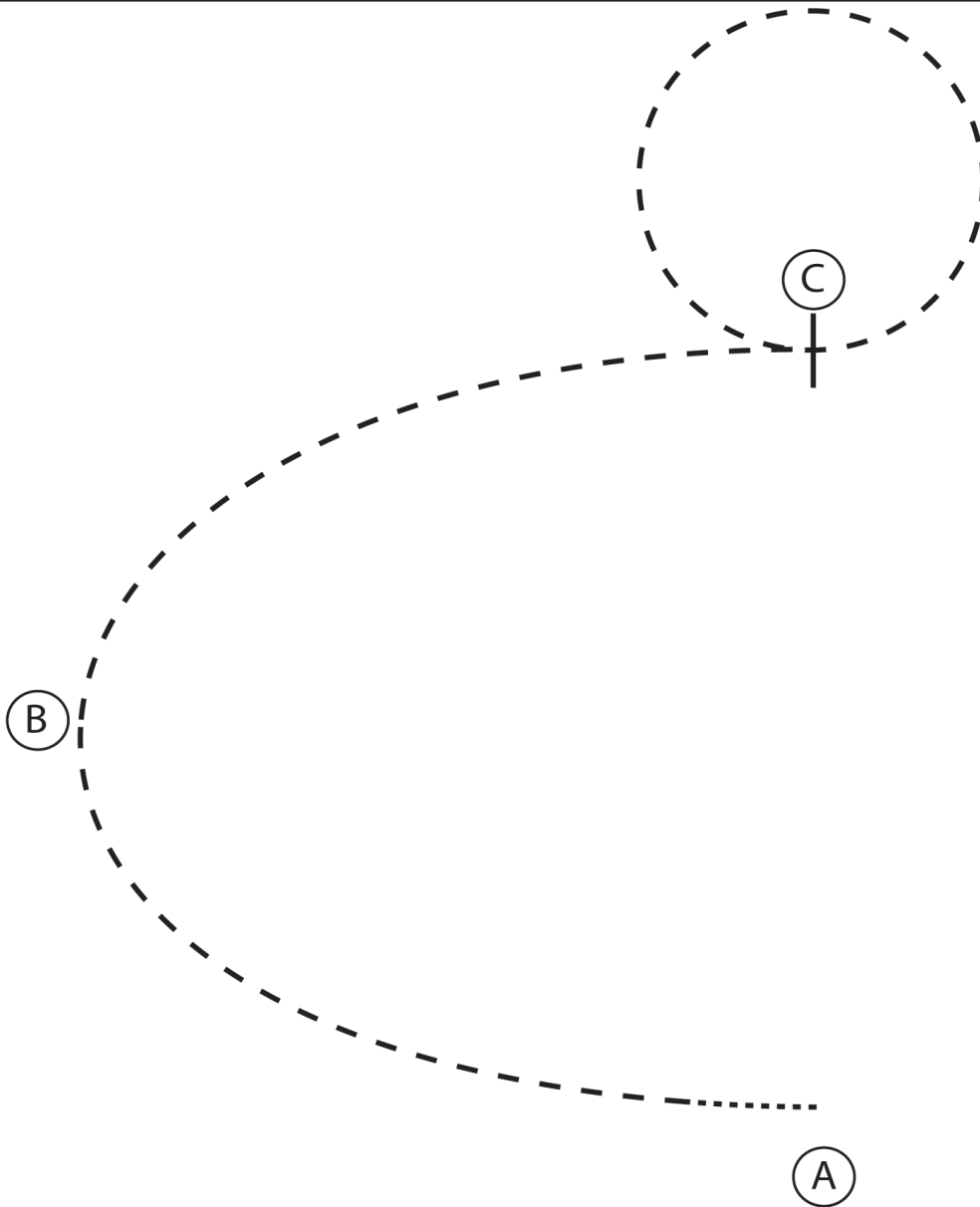
# TX POAC B&P

## Hunt Seat Equitation 9&U, 18&U &19&O W/T

Show Date: 10/31/2020

w w w . H o r s e S h o w P a t t e r n s . c o m

w w w . H o r s e S h o w P a t t e r n s . c o m



1. Walk 3 strides at A then posting trot on the right diagonal to B
2. At B change diagonals and continue to C
3. At C sitting trot a circle to the left
4. Stop at C

Walk	.....
Trot	-----
Extended Trot	-----
Canter	—————
Leg Yield	
Lead Change	↙
Back	←←←←←
Marker	⊙
Sidepass	←←←←←

Pattern Provided by:

[HSE/WT-10]

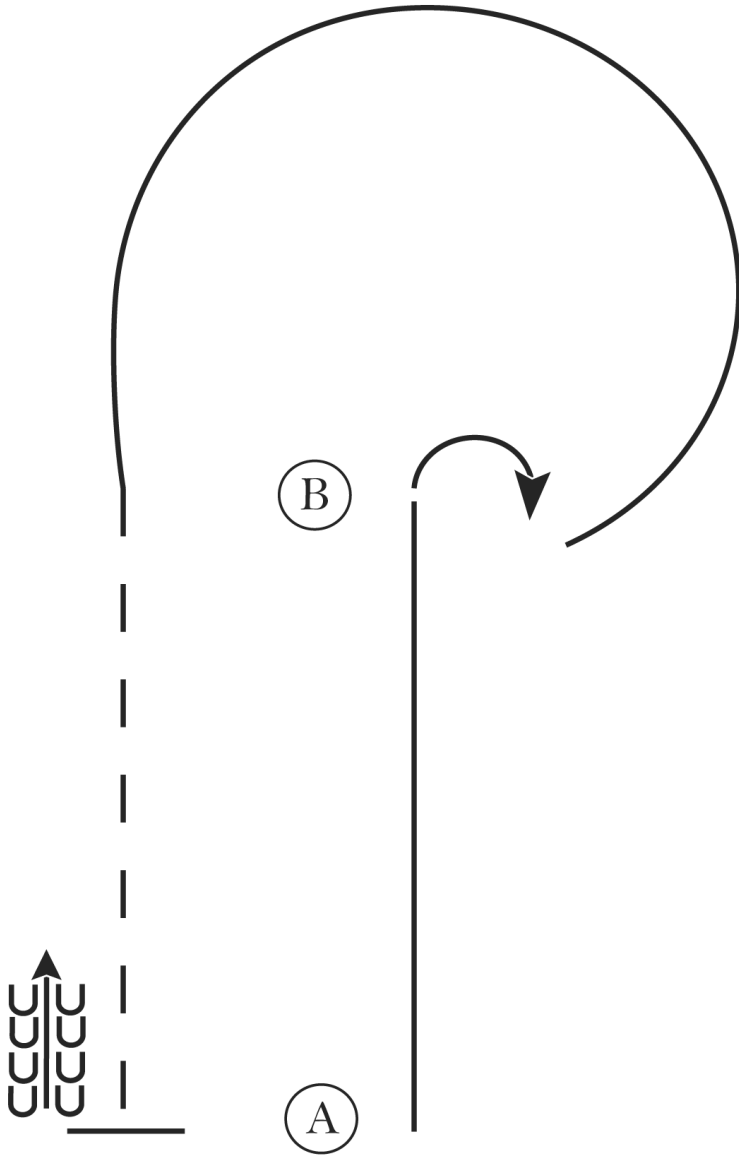
# TX POAC B&P

## Horsemanship 10-13

Show Date: 10/31/2020

www.HorseShowPatterns.com

www.HorseShowPatterns.com



1. Lope on the right lead A to B.
2. At B perform a 90 degree turn to the right.
3. Lope a circle to B on the left lead.
4. At B extend the jog to A.
5. At A stop and Back 4 steps.

Walk	.....
Jog	-----
Extended Jog	-----
Lope	—————
Leg Yield	
Lead Change	—/—
Back	←←←←
Marker	Ⓚ
Sidepass	←←←←

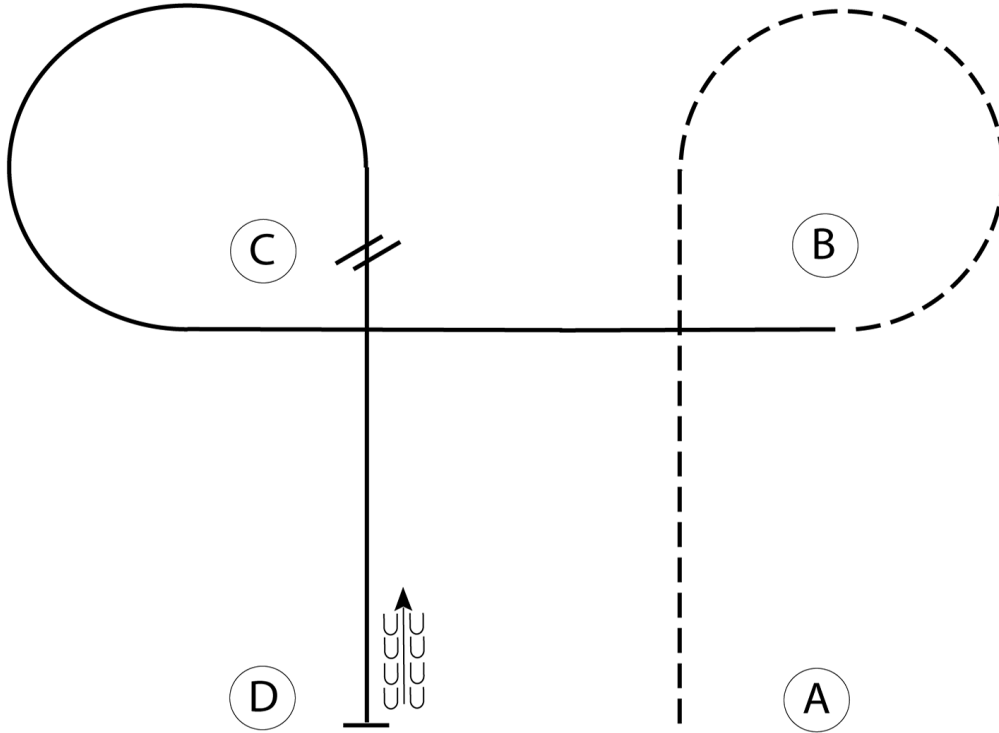
[WH/2-7]

Pattern Provided by:

# TX POAC B&P

## Horsemanship 14-18, 19&O

Show Date: 10/31/2020



Be ready at A.

1. Jog A to B.
2. Jog a circle around B.
3. At B, lope on the right lead to C.
4. Lope a circle around C.
5. At C, perform a simple lead change and continue to D.
6. At D, stop and back one horse length.

Follow the instructions of your ring steward.

Walk	-----
Jog	-----
Extended Jog	-----
Lope	—————
Leg Yield	
Lead Change	— / —
Back	← ⊞ ⊞ ⊞
Marker	⊞
Sidepass	← ⊞ →

[WH/2-13]

Pattern Provided by:

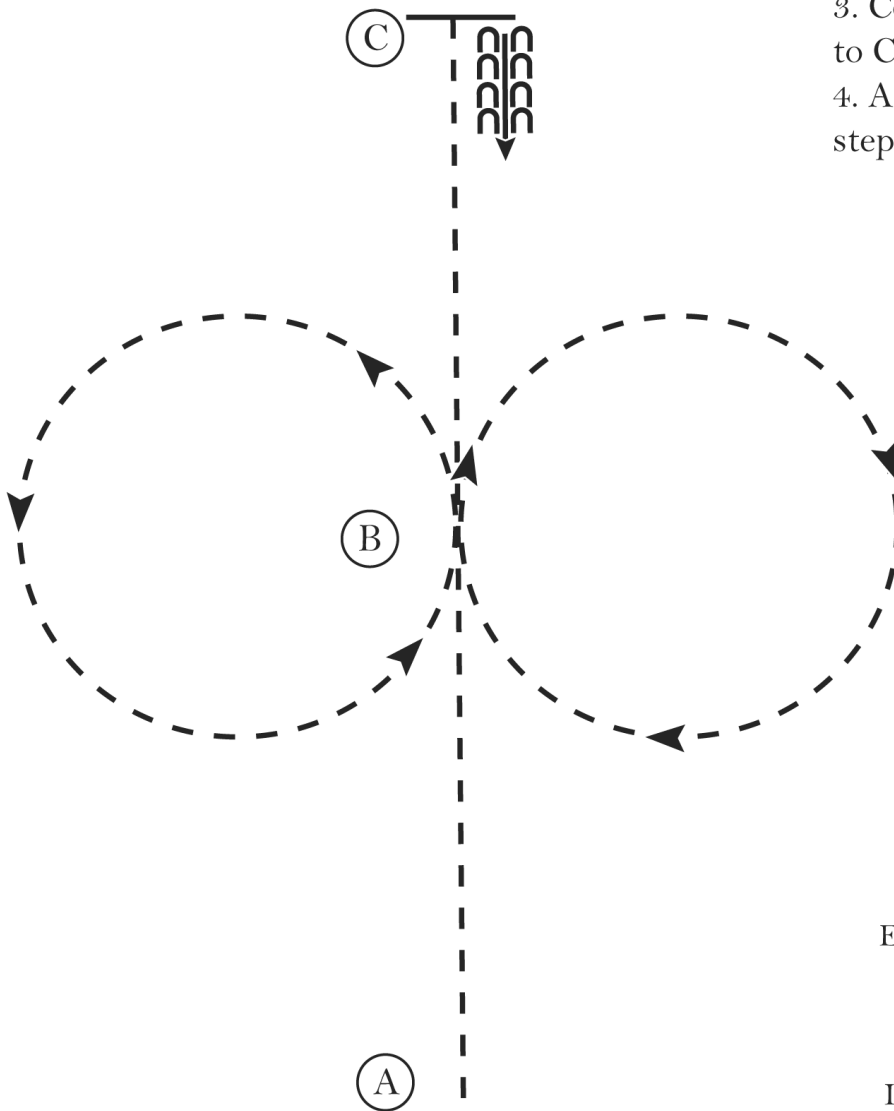
w w w . H o r s e S h o w P a t t e r n s . c o m

w w w . H o r s e S h o w P a t t e r n s . c o m

# TX POAC B&P

## Horsemanship 9&U, 18&U & 19&O W/T

Show Date: 10/31/2020



1. Jog A to B
2. At B perform a figure eight, beginning to the right
3. Continue the jog from B to C
4. At C stop and back 4 steps

Walk	.....
Jog	- - - - -
Extended Jog	- - - - -
Lope	—————
Leg Yield	
Lead Change	— / —
Back	←←←←← ←←←←←
Marker	(B)
Sidepass	← - - - - →

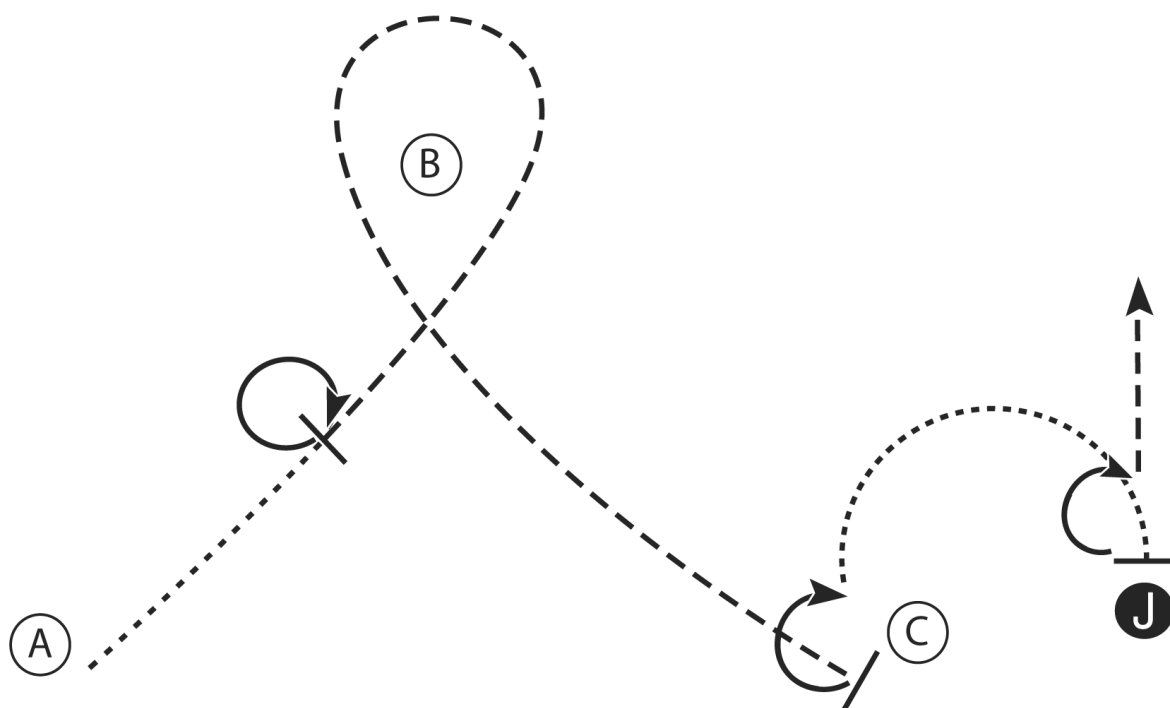
[WH/WT-5]

Pattern Provided by:

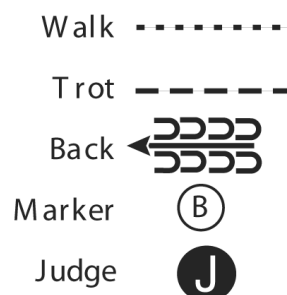
# TX POAC B&P

## Showmanship 14-18 & 19&O

Show Date: 10/31/2020



1. Walk A towards B
2. When halfway to B stop and perform a 360 degree turn
3. Trot to and around B and continue to C
4. At C stop and perform a 225 degree turn
5. Walk in a half circle to the judge
6. Stop and set up for inspection
7. When dismissed perform a 180 degree turn and trot straight away from the judge



[S/3-2]

Pattern Provided by:



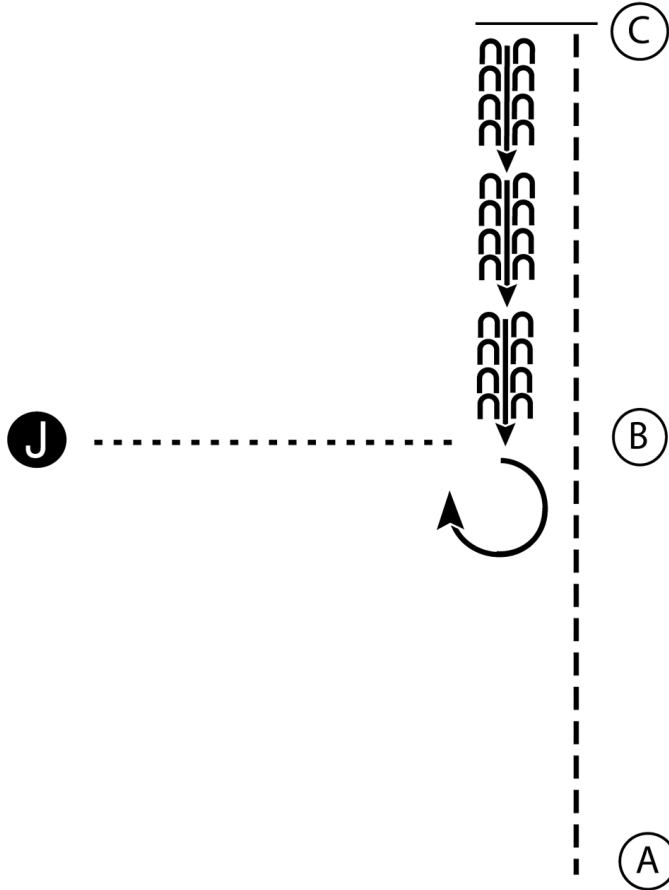
# TX POAC B&P

Showmanship 10-13 and 18&U W/T

Show Date: 10/31/2020

w w w . H o r s e S h o w P a t t e r n s . c o m

w w w . H o r s e S h o w P a t t e r n s . c o m



1. Trot from A to C.
2. Stop at C.
3. Back to B.
4. Perform a 270 degree turn.
5. Walk to the judge and set up for inspection.
6. When dismissed walk to line-up.

Walk .....  
Trot - - - - -  
Back ← C C C C C  
Marker (B)  
Judge (J)

[S/1-3]

Pattern Provided by:

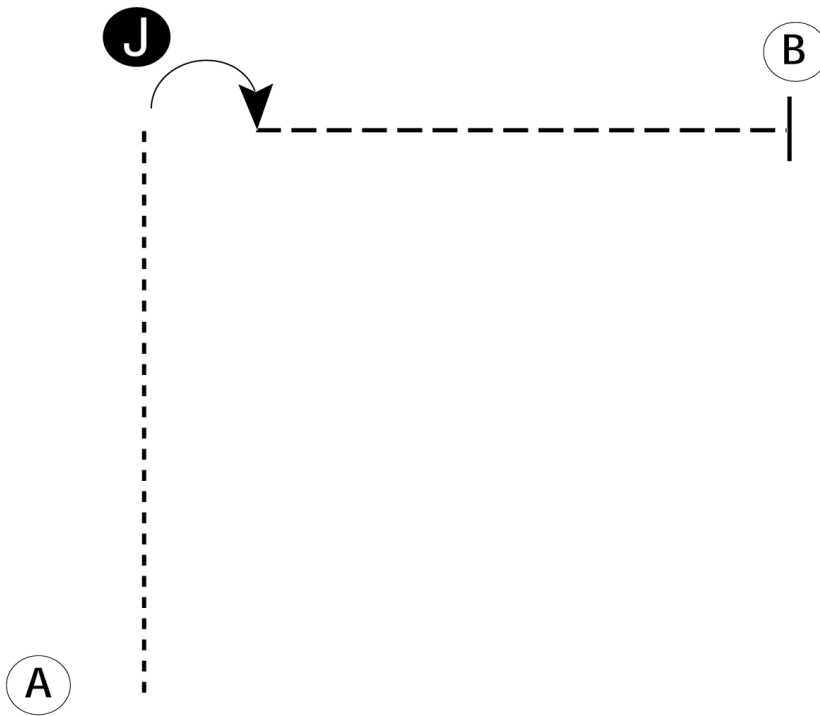
# TX POAC B&P

## Showmanship Leadline and 9&U

Show Date: 10/31/2020

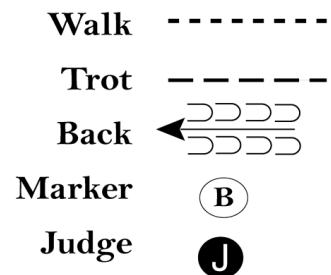
w w w . H o r s e S h o w P a t t e r n s . c o m

w w w . H o r s e S h o w P a t t e r n s . c o m



Be ready at A.

1. Walk from A to Judge.
2. Stop and set up for inspection.
3. When dismissed, perform a 90 degree turn.
4. Trot away from judge to B.
5. Stop at B.
6. Follow the instructions of your ring steward.



[SWT-7]

Pattern Provided by: