

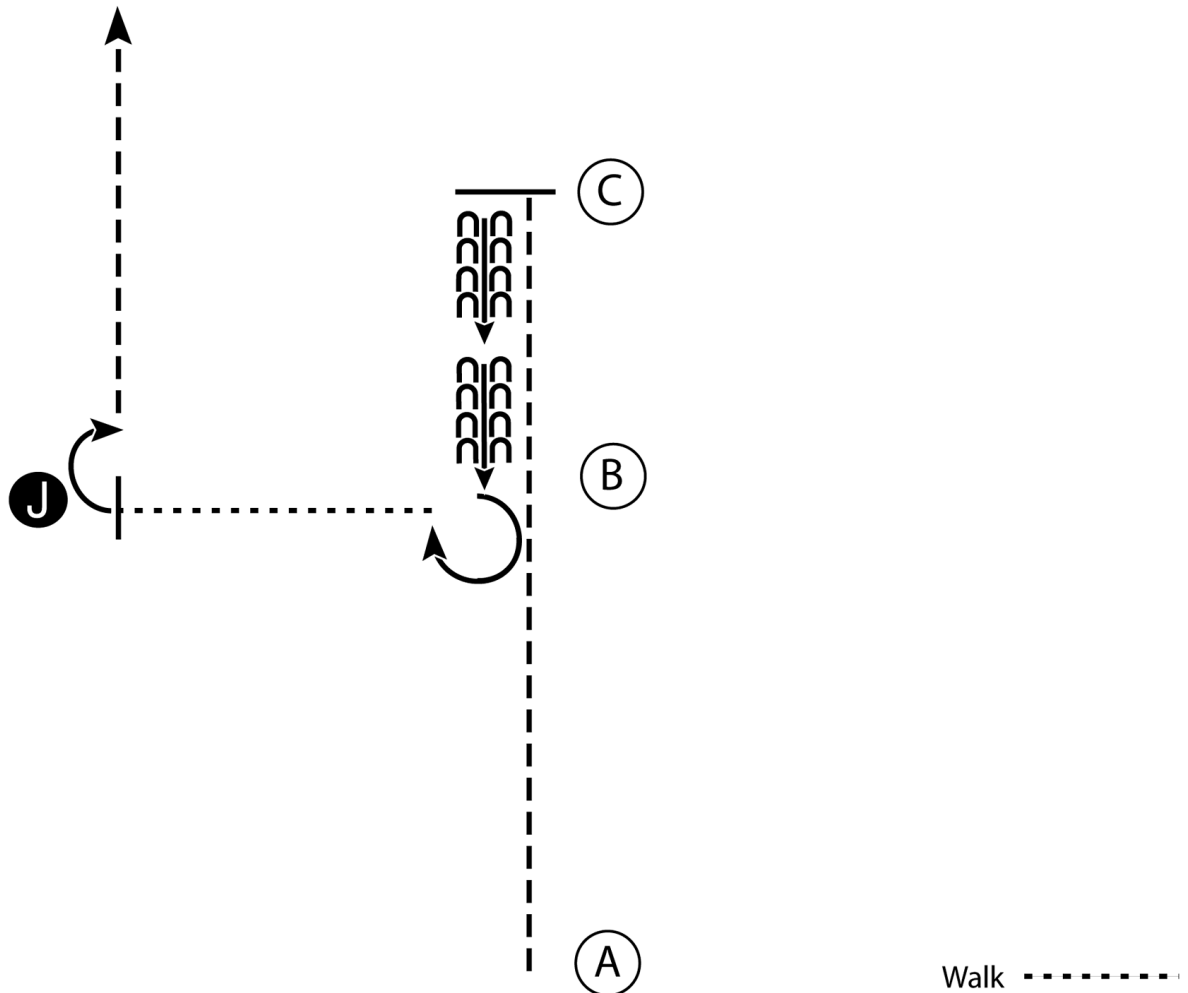
Texas POAC

Showmanship (Showmanship 10-13/ 14-18/ 19 & Over)

Show Date: April 13 & 14, 2019

w w w . H o r s e S h o w P a t t e r n s . c o m

w w w . H o r s e S h o w P a t t e r n s . c o m



1. Trot from A to C.
2. Stop and back to B.
3. Perform a 270 degree turn and walk to the Judge.
4. Stop and set up for inspection.
5. When dismissed perform a 90 degree turn and trot to line-up.

- Walk
Trot - - - - -
Back ← ↶ ↷ ↸
Marker (B)
Judge (J)

[S/2-14]

Pattern Provided by:

The Judges

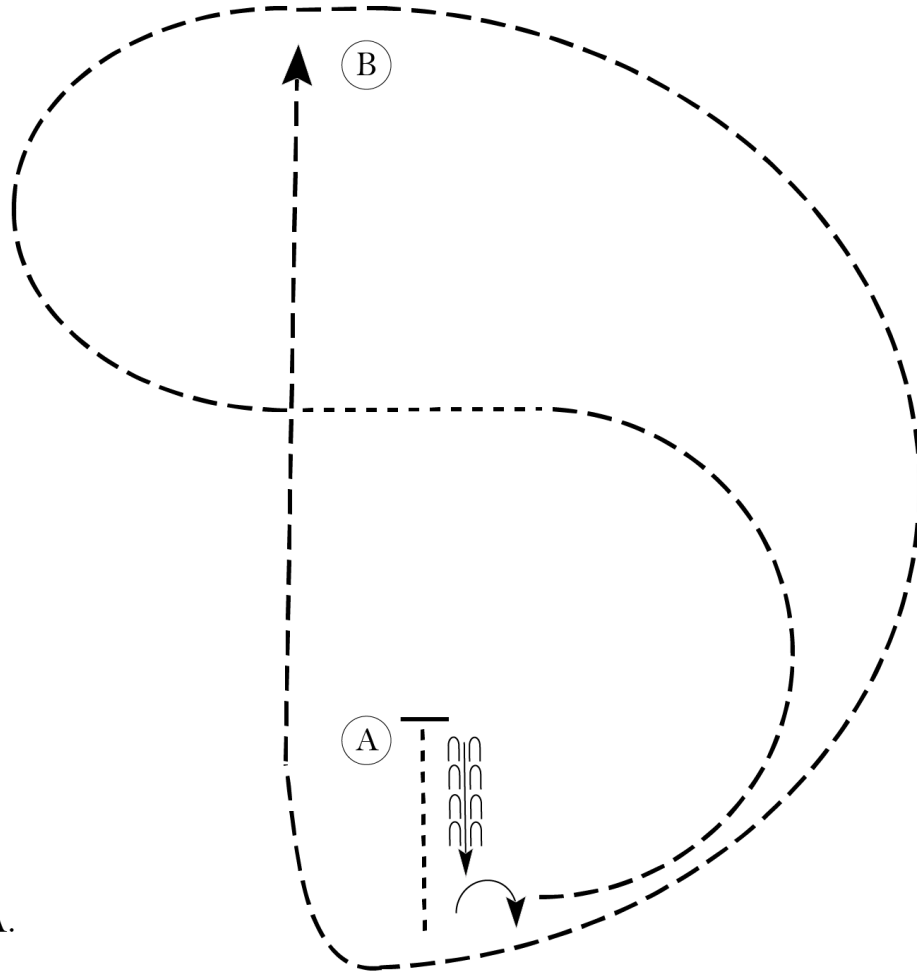
Texas POAC

Hunt Seat Equitation (Equitation All Walk Trot)

Show Date: April 13 & 14, 2019

w w w . H o r s e S h o w P a t t e r n s . c o m

w w w . H o r s e S h o w P a t t e r n s . c o m



Be ready before A.

1. Walk to A, stop and back approximately one horse length.
2. Perform a 90 degree forehand turn right.
3. Trot on the right diagonal in a half circle to center of pattern.
4. Walk 2-3 horse lengths.
5. Sitting trot in a half circle to B.
6. Trot on the left diagonal to and around A.
7. Continue to trot on the left diagonal to B.

Pattern is over once you pass B.

Walk	-----
Trot	- - - - -
Extended Trot	- - - - -
Canter	—————
Leg Yield	
Lead Change	///
Back	←←←
Marker	(B)
Sidepass	←- - - -→
Hand Gallop	—————

[HSE/WT-67]

Pattern Provided by:

The Judges

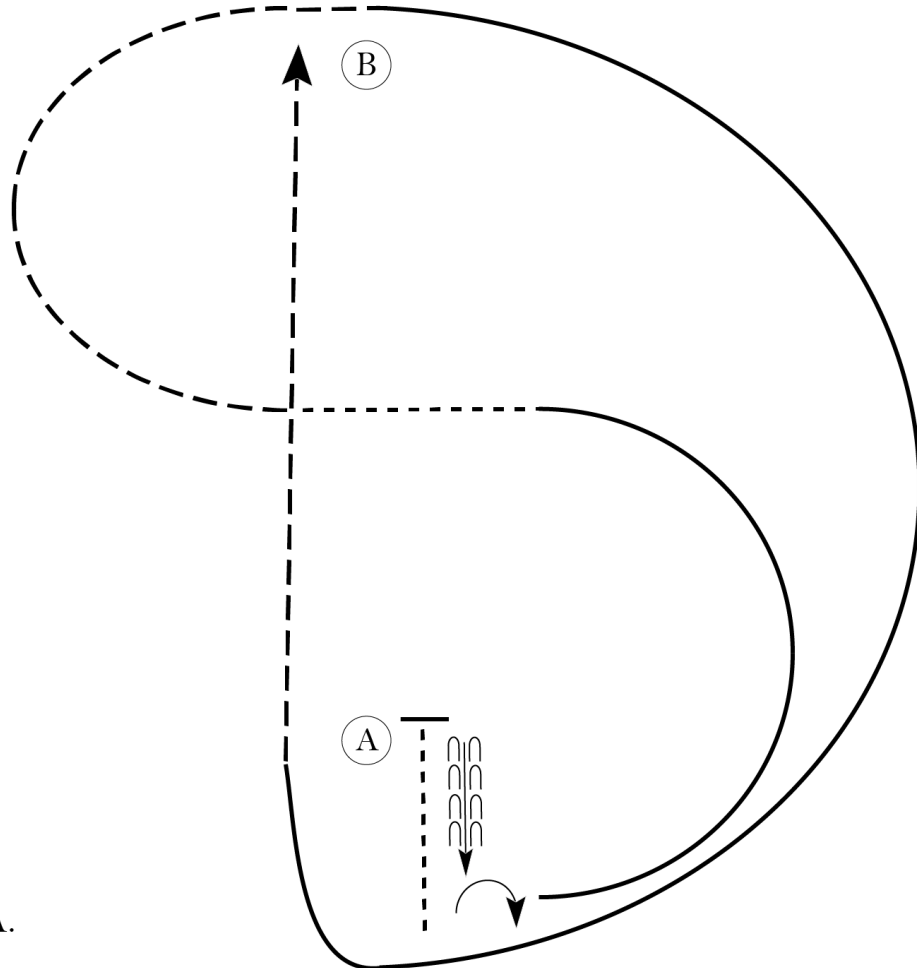
Texas POAC

Hunt Seat Equitation (Equitation 10-13/ 14-18/ 19 & Over)

Show Date: April 13 & 14, 2019

w w w . H o r s e S h o w P a t t e r n s . c o m

w w w . H o r s e S h o w P a t t e r n s . c o m



Be ready before A.

1. Walk to A, stop and back approximately one horse length.
2. Perform a 90 degree forehand turn right.
3. Canter on the left lead in a half circle to center of pattern.
4. Walk 2-3 horse lengths.
5. Sitting trot in a half circle to B.
6. Canter on the right lead to and around A.
7. Trot on the left diagonal to B.

Pattern is over once you pass B.

Walk	-----
Trot	- - - - -
Extended Trot	-----
Canter	—————
Leg Yield	
Lead Change	↘ ↙
Back	← ← ← ← ←
Marker	⊙
Sidepass	← — — — →
Hand Gallop	—————

[HSE/2-67]

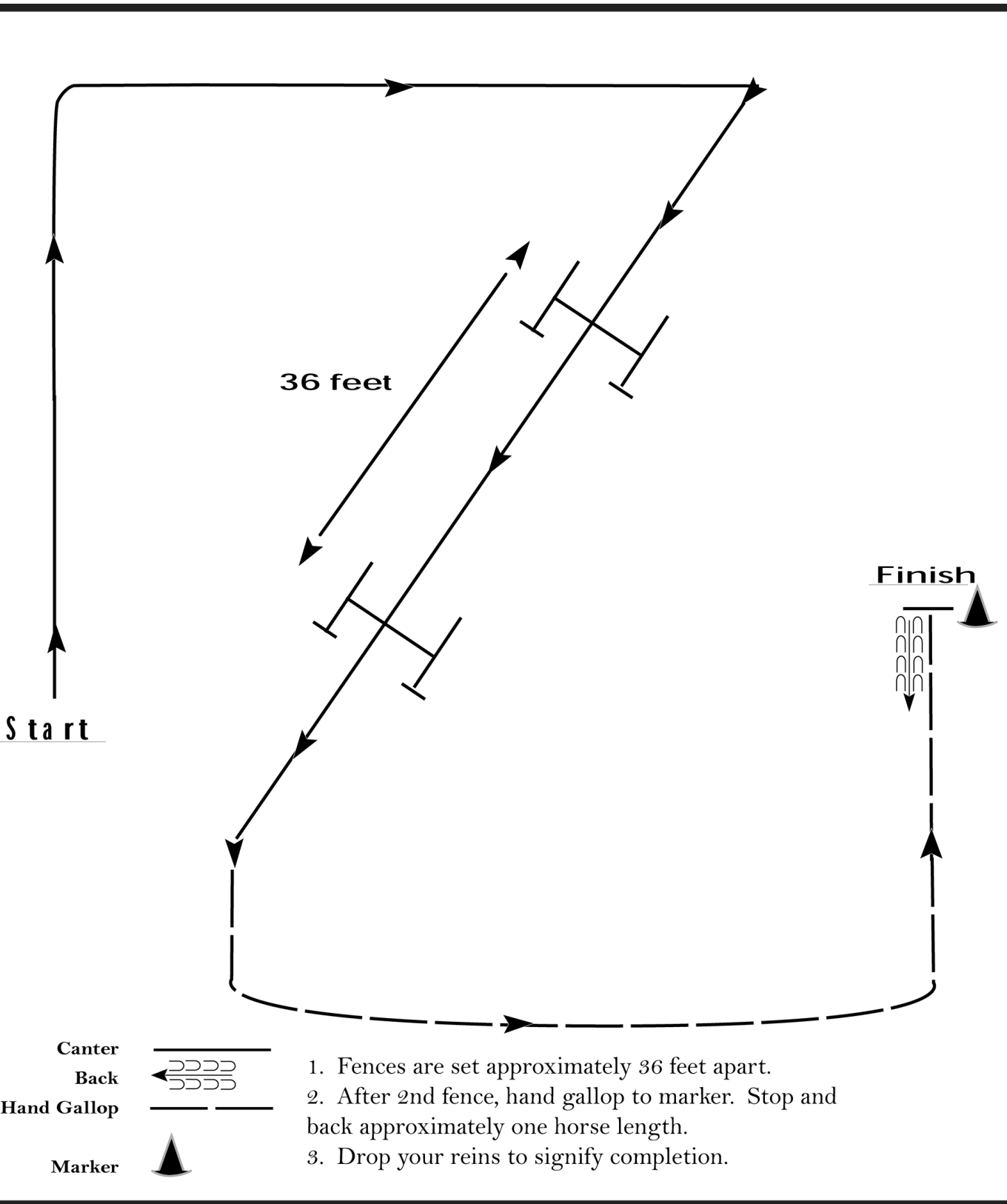
Pattern Provided by:

The Judges

Texas POAC

Hunter Hack (Hunter Hack)

Show Date: April 13 & 14, 2019



[HH/36-18]

Pattern Provided by:

The Judges

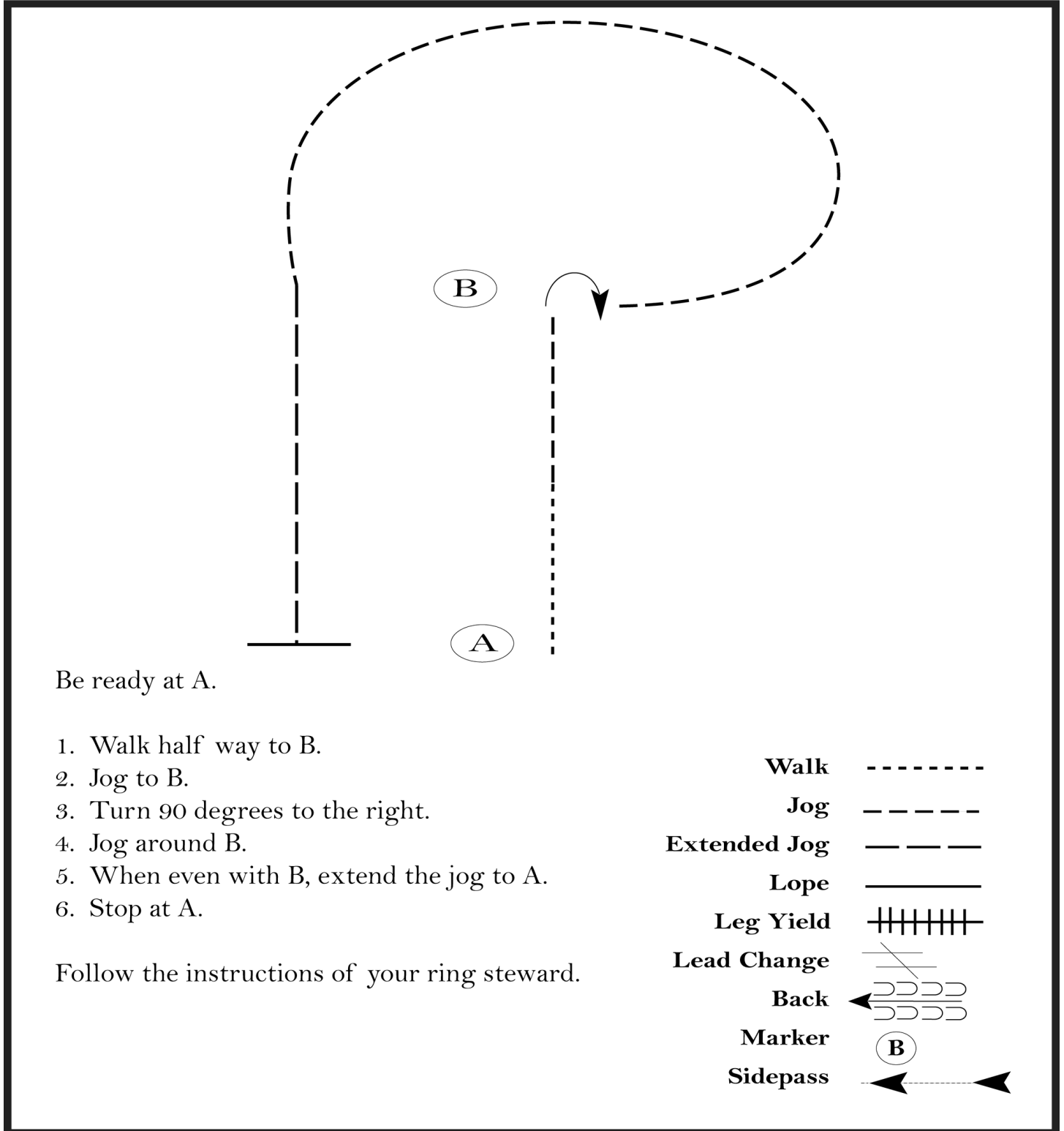
Texas POAC

Bareback Horsemanship (Bareback Horsemanship 9 & U W/T)

Show Date: April 13 & 14, 2019

w w w . H o r s e S h o w P a t t e r n s . c o m

w w w . H o r s e S h o w P a t t e r n s . c o m



Be ready at A.

1. Walk half way to B.
2. Jog to B.
3. Turn 90 degrees to the right.
4. Jog around B.
5. When even with B, extend the jog to A.
6. Stop at A.

Follow the instructions of your ring steward.

- Walk -----
- Jog - - - - -
- Extended Jog - - - - -
- Lope _____
- Leg Yield |||||
- Lead Change / \
- Back ← ⊃ ⊃ ⊃
- Marker (B)
- Sidepass ← - - - - - →

[WH/WT-38]

Pattern Provided by:

The Judges

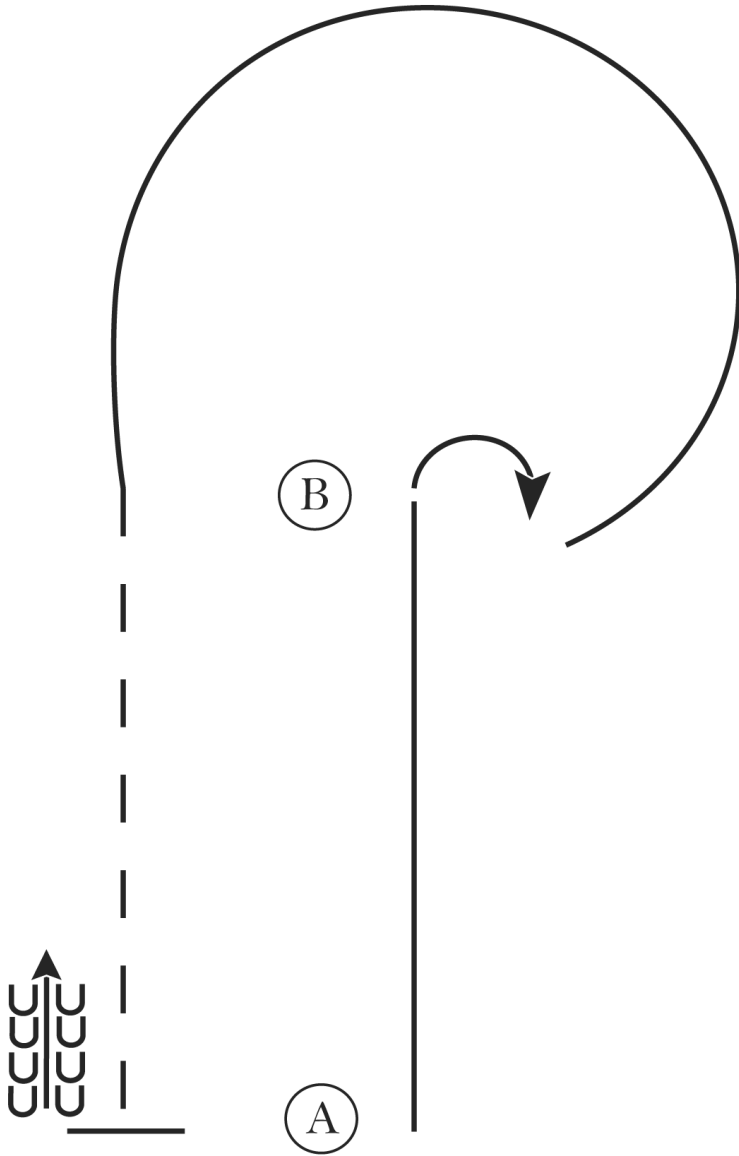
Texas POAC

Bareback Horsemanship (Bareback 10-13/ 14-18)

Show Date: April 13 & 14, 2019

www.HorseShowPatterns.com

www.HorseShowPatterns.com



1. Lope on the right lead A to B.
2. At B perform a 90 degree turn to the right.
3. Lope a circle to B on the left lead.
4. At B extend the jog to A.
5. At A stop and Back 4 steps.

Walk
Jog	-----
Extended Jog	-----
Lope	—————
Leg Yield	
Lead Change	↘
Back	←←←←
Marker	Ⓚ
Sidepass	←←←←

[WH/2-7]

Pattern Provided by:
The Judges

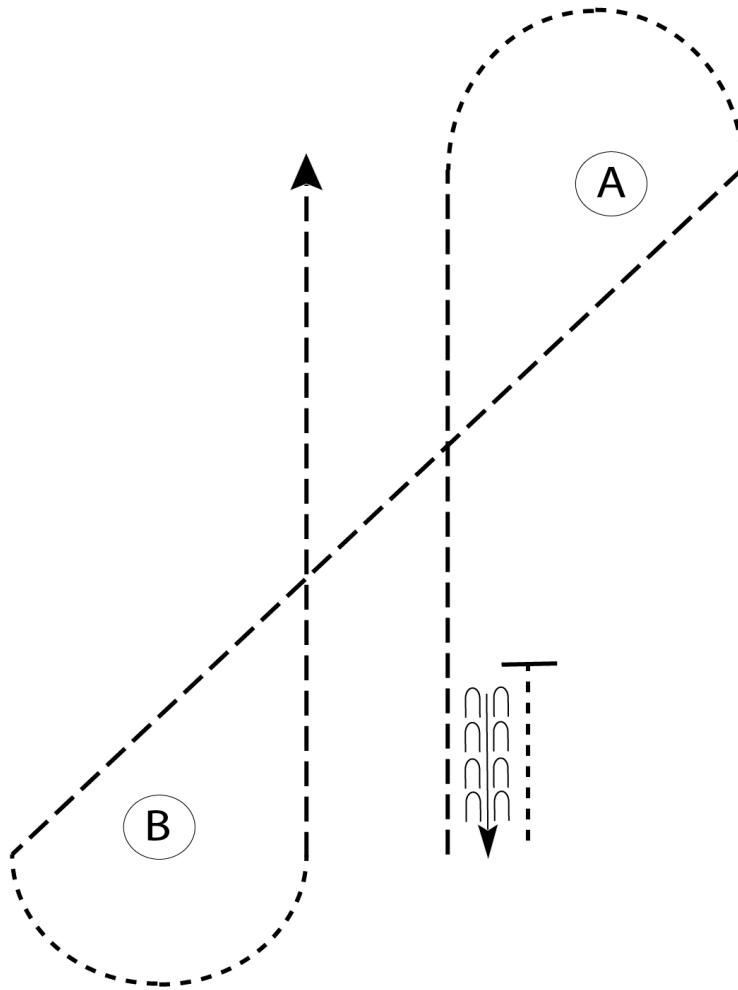
Texas POAC

Western Horsemanship (All Walk Trot Horsemanship)

Show Date: April 13 & 14, 2019

w w w . H o r s e S h o w P a t t e r n s . c o m

w w w . H o r s e S h o w P a t t e r n s . c o m



Be ready lined up to A.

1. Walk approximately 2 horse lengths toward A.
2. Stop and back until even with B.
3. Jog to A.
4. Walk around A as shown.
5. Jog to B.
6. Walk around B.
7. Jog in a straight line as shown.
8. Pattern is over once you have passed A.

Follow the instructions of your ring steward.

Walk	-----
Jog	- - - - -
Extended Jog	— — — —
Lope	
Lead Change	— / —
Back	← — — — —
Marker	(B)

[WH/WT-92]

Pattern Provided by:

The Judges

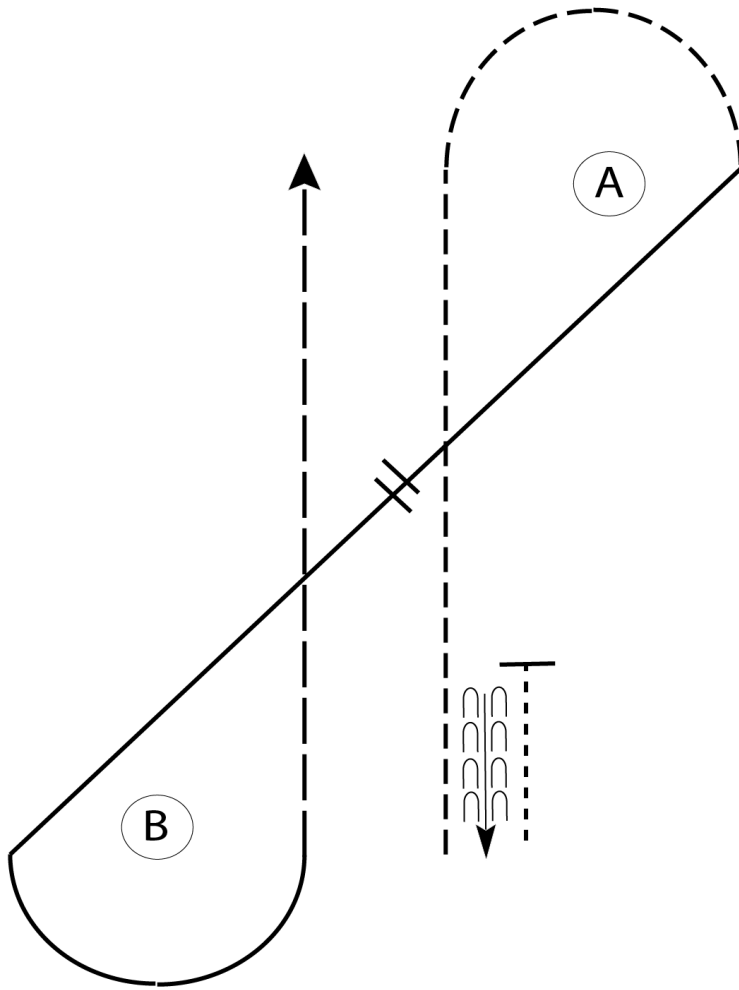
Texas POAC

Western Horsemanship (Horsemanship 10-13/ 14-18/ 19 & Over)

Show Date: April 13 & 14, 2019

www.HorseShowPatterns.com

www.HorseShowPatterns.com



Be ready lined up to A.

1. Walk approximately 2 horse lengths toward A.
2. Stop and back until even with B.
3. Jog to and around A.
4. Lope on the right lead halfway to B.
5. Perform a simple lead change halfway to B and lope to and around B.
6. Extended jog in a straight line.
7. Pattern is over once you have passed A.

Follow the instructions of your ring steward.

Walk	-----
Jog	- - - - -
Extended Jog	— — — —
Lope	
Lead Change	⌘
Back	← 〰 〰 〰
Marker	⊙ B

[WH/2-92]

Pattern Provided by:

The Judges

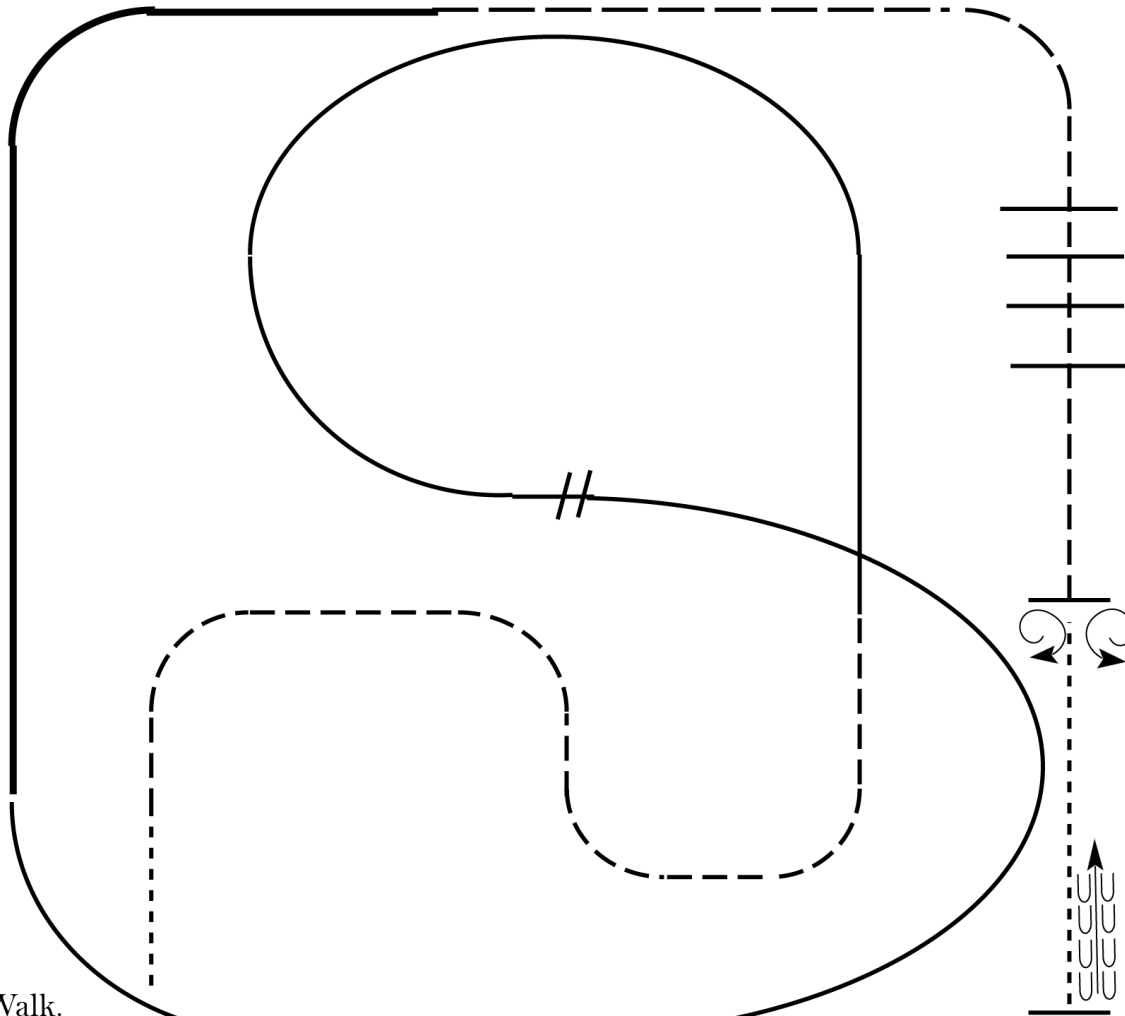
Texas POAC

Ranch Riding (All Ranch Riding)

Show Date: April 13 & 14, 2019

www.HorseShowPatterns.com

www.HorseShowPatterns.com



1. Walk.
2. Trot serpentine
3. Lope left lead around end of arena and then diagonally across arena.
4. Change leads (simple or flying) and
5. Lope on the right lead around end of the arena.
6. Extend lope on the straight away around corner to center of arena.
7. Extend trot around corner of arena
8. Collect to a trot
9. Trot over poles
10. Stop do a 360 turn each direction (either direction 1st)
11. Walk, stop and back.

Walk	-----
Jog	- - - - -
Extended Jog	-----
Lope	
Lead Change	//
Back	← ← ← ← ←
Marker	ⓑ

[RR/4]

Pattern Provided by:

The Judges

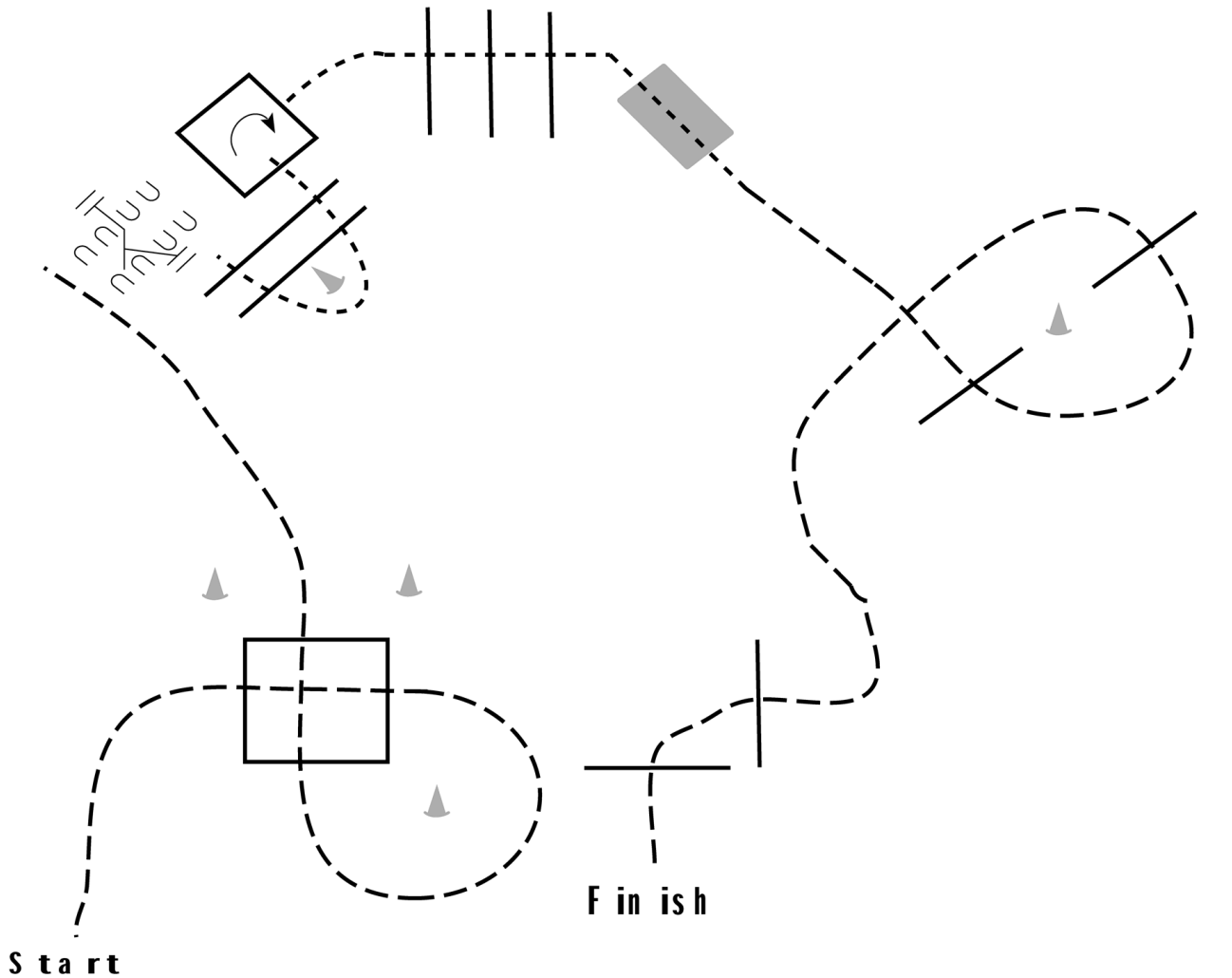
Texas POAC

Trail (All Walk Trot Trail)

Show Date: April 13 & 14, 2019

w w w . H o r s e S h o w P a t t e r n s . c o m

w w w . H o r s e S h o w P a t t e r n s . c o m



1. Jog through the box to gate
2. Right hand push gate
3. Walk over elevated poles and into box
4. 1/4 turn to the right in the box
5. Walk over poles and over bridge
6. Jog over poles to finish

Walk	-----
Jog	- - - - -
Extended Jog	- - - - -
Lope	—————
Leg Yield	
Lead Change	— / —
Back	← ← ← ← ←
Marker	Ⓚ
Sidepass	←-----→

[TWT-11]

Pattern Provided by:

The Judges

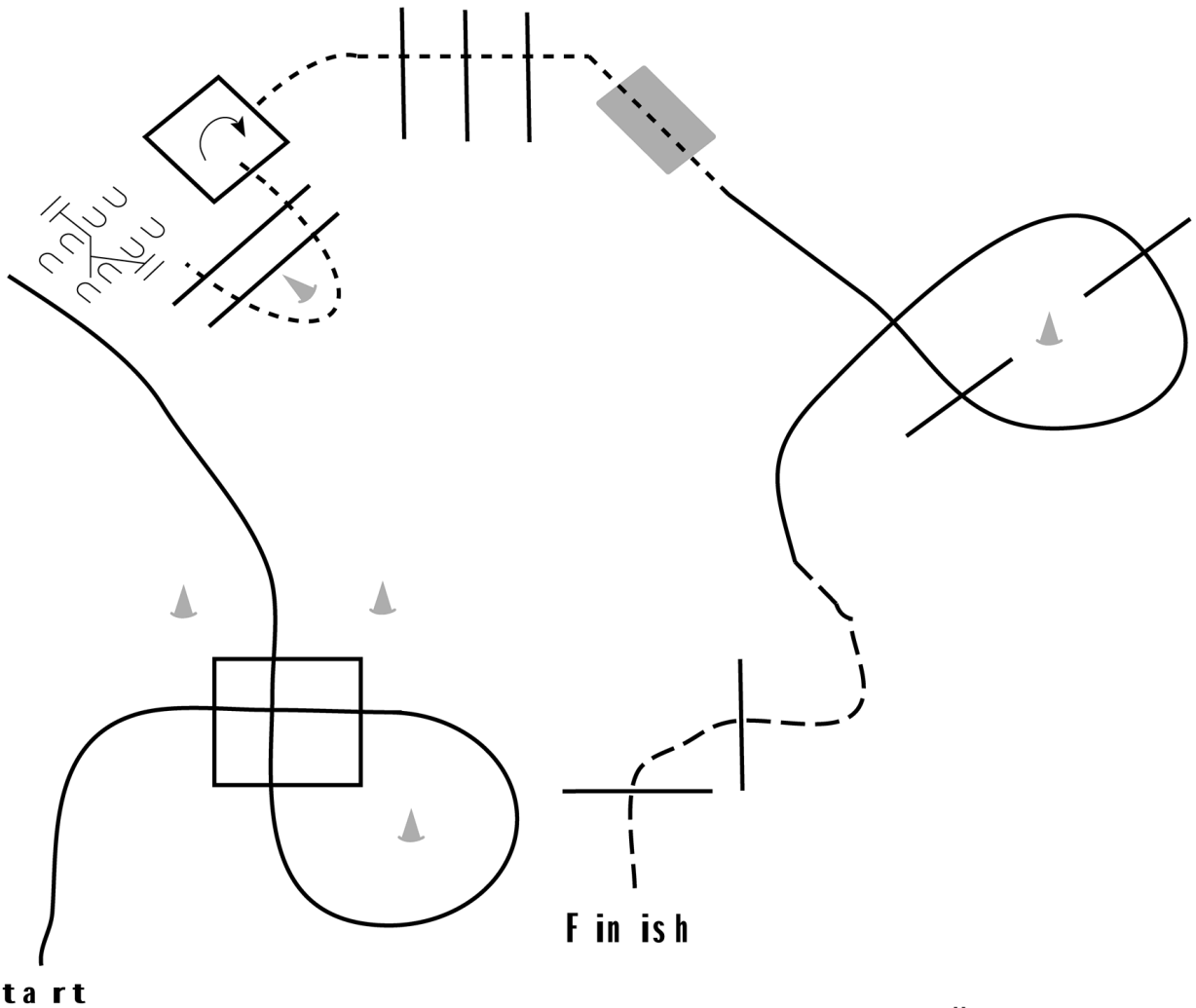
Texas POAC

Trail (All Trail except Walk Trot)

Show Date: April 13 & 14, 2019

www.HorseShowPatterns.com

www.HorseShowPatterns.com



1. Lope on the right lead through box to gate
2. Right hand push gate
3. Walk over elevated poles and into box
4. 1/4 turn to the right in the box
5. Walk over poles and over bridge
6. Lope on the left lead over poles
7. Jog over poles to finish

Walk	-----
Jog	-----
Extended Jog	-----
Lope	=====
Leg Yield	
Lead Change	—/—
Back	←←←←←
Marker	Ⓚ
Sidepass	←-----→

[T/1-11]

Pattern Provided by:

The Judges