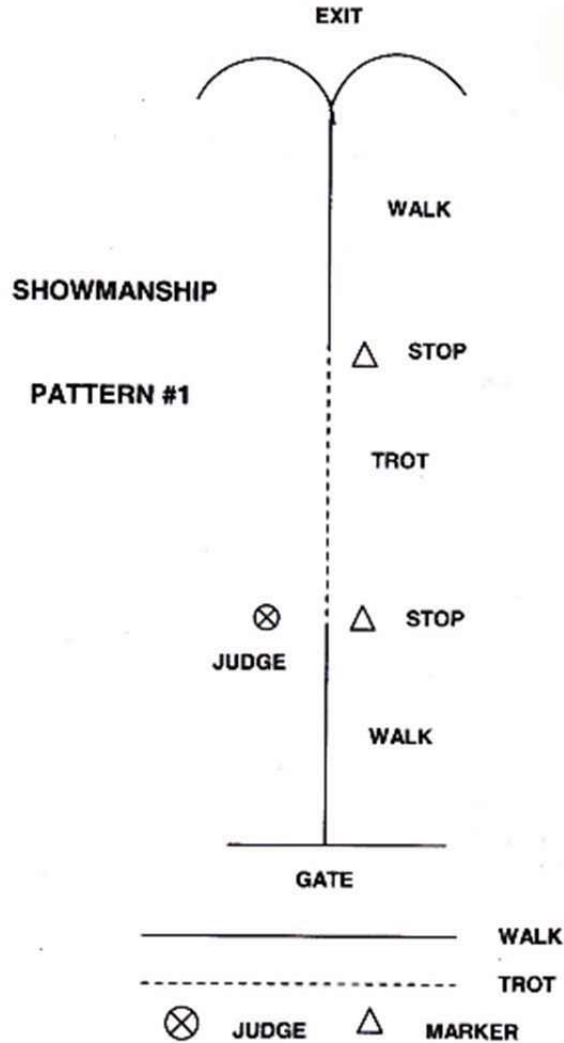


Showmanship 6 & Under/9 & Under

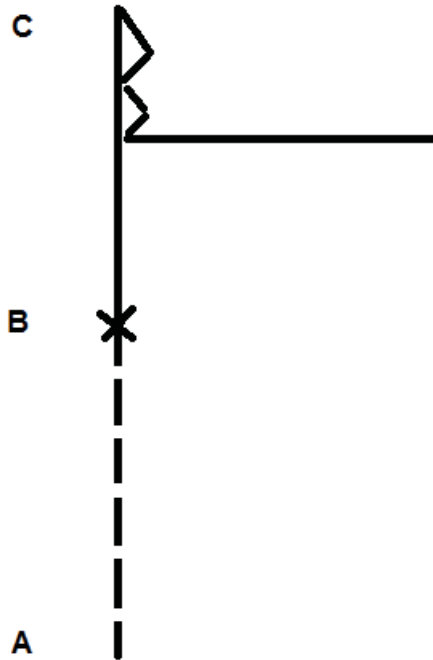
6 & Under WALK ONLY

PATTERN 1

1. Walk from gate to judge
2. Stop at first marker and set up for inspection
3. Trot to second marker
4. Stop. Exit arena



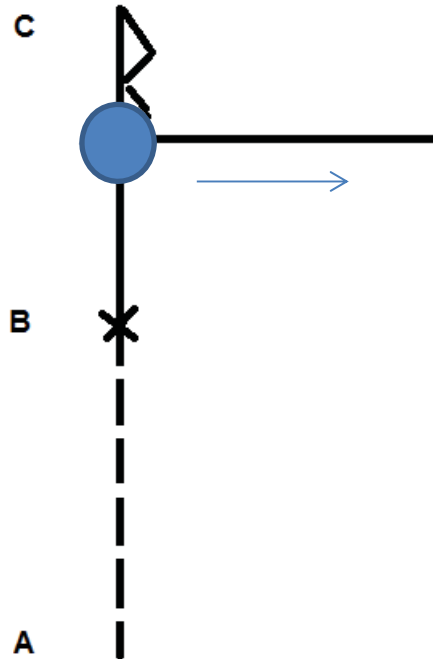
**Showmanship
Walk/Trot and 10-13**



1. Trot from marker A to marker B. Stop.
2. Walk from marker B to marker C. Stop and set up for inspection.
3. When dismissed, back approximately one horse length.
4. Make 90 degree turn to right. Walk to side and set up or follow instructions of ring steward.

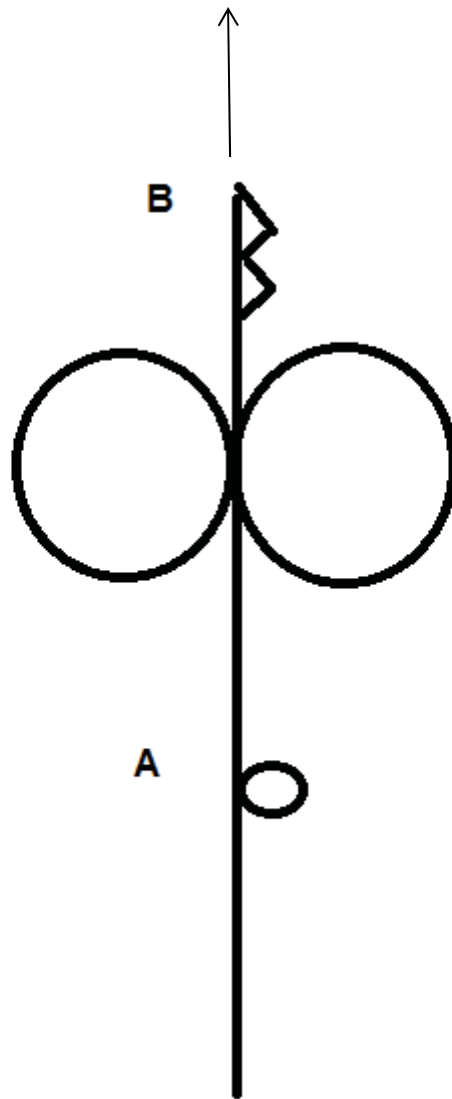
Showmanship

14-18/19 & Over



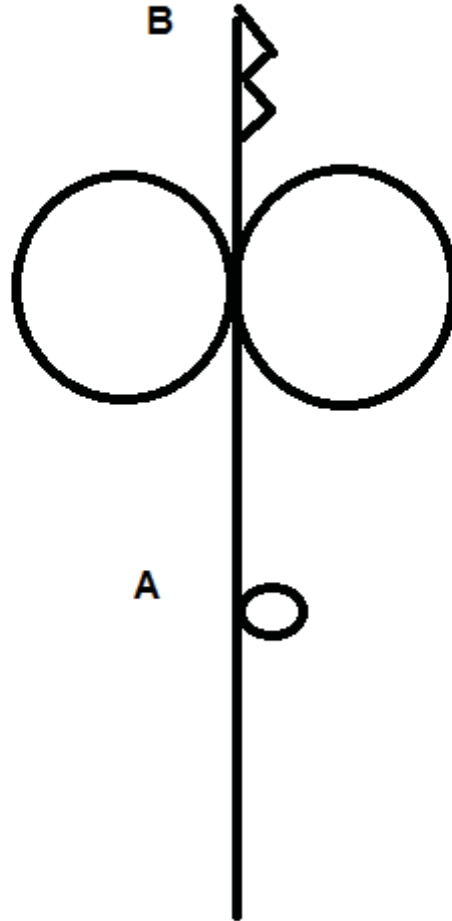
1. Trot from marker A to marker B. Stop.
2. Walk from marker B to marker C. Stop and set up for inspection.
3. When dismissed, back approximately one horse length.
4. Make 1 $\frac{1}{4}$ Pivot to right Walk to side and set up or follow instructions of ring steward.

**Western Horsemanship
10-13/14-18 & 19 & Over**



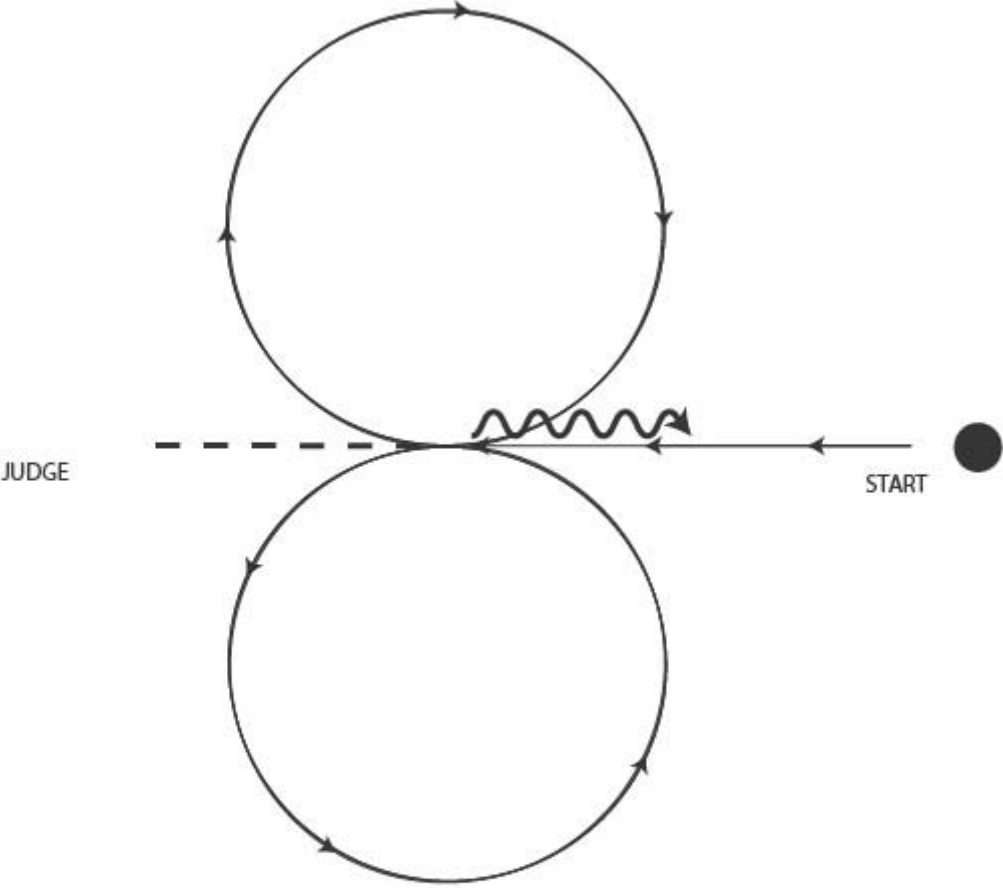
1. Walk to marker A. Stop and make 360 turn to right.
2. Jog to halfway between A & B
3. At midpoint, Lope figure eight beginning to right between markers A and B
simple or flying lead change at center
4. Break to jog and jog to B.
5. Stop at marker B and back approximately one horse length.
6. Exit at the extended jog.

**Western Horsemanship
Walk/Trot -All**



1. Walk to marker A. Stop and make 360 turn to right.
2. Start jogging.
3. Jog figure eight beginning to right between markers A and B and continue jogging to B.
4. Stop at marker B and back approximately one horse length.

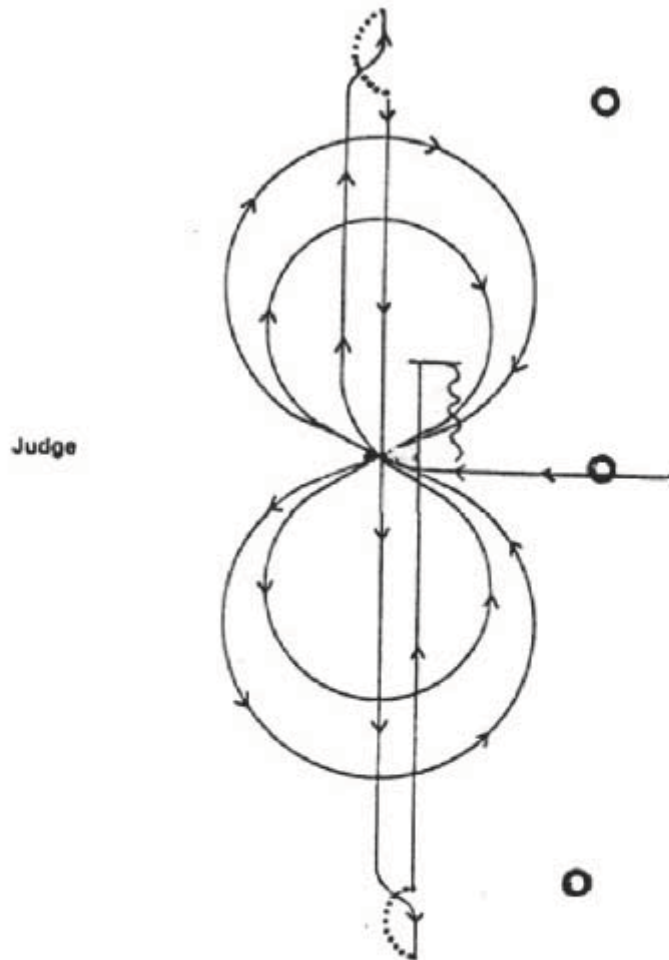
Reining 9 & Under – Pattern 5



- PATTERN 5 - 8 & Under Only**
Beginning in the center of the arena facing the left wall or fence. Ride the pattern as follows:
- 1. Lope to center on either lead.**
 - 2. Stop. Back pony.**
 - 3. Begin to lope a circle to the right on right lead.**
 - 4. Do a lead change, either simple lead change or flying lead change. (Exhibitor's option)**
 - 5. Begin to lope a large circle to the left on the left lead.**
 - 6. Trot at end of circle in center of arena toward judge.**
 - 7. Walk to judge for inspection until dismissed**

Reining

10-13 14-18/19 & Over—Pattern #1

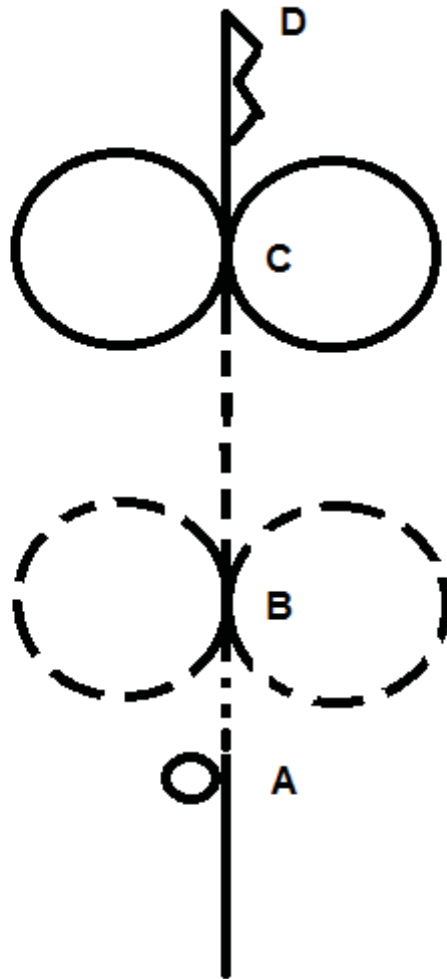


PATTERN 1

Beginning at the center of the arena facing the left wall or fence:

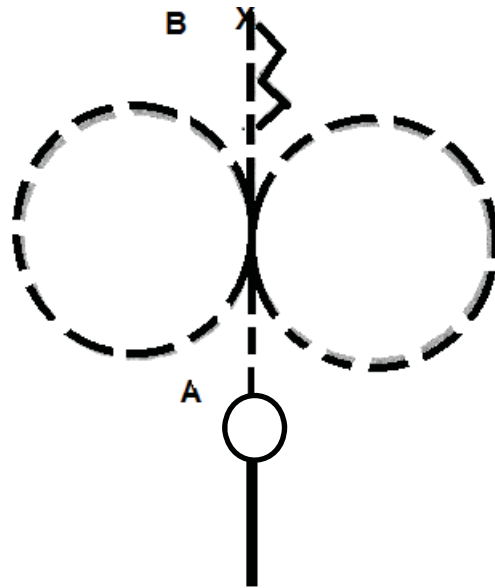
1. Begin a large figure 8 at lope (starting either to right or left).
2. Make a small figure 8 at a lope.
3. Run to end of the arena past the marker and do a left rollback (toward the left wall or judge) - no hesitation.
4. Run to the opposite end of the arena past the marker and do a right rollback (toward the judge) - no hesitation.
5. Run up the middle past the center marker and come to a stop.
6. Back to the center. Hesitate to indicate completion of the pattern.
7. Walk to judge for inspection until dismissed.

Hunt Seat Equitation
10-13/14-18/19 & Over



1. Walk to marker A. 360 degree turn over haunches to left. Sitting trot from A to B.
2. Posting trot figure eight beginning to right at marker B. Sitting trot to C.
3. Canter figure eight beginning to right at C with simple or flying lead change and continue cantering to D.
4. Stop at marker D and back approximately one horse length.

Hunt Seat Equitation Walk/Trot - All



1. Walk to marker A. Stop. Make a 360° turn to right on the hindquarters.
2. Posting trot figure eight beginning to right between A & B.
3. Stop after making figure 8.
4. Sitting trot to B.
5. Stop at marker B and back one horse length.

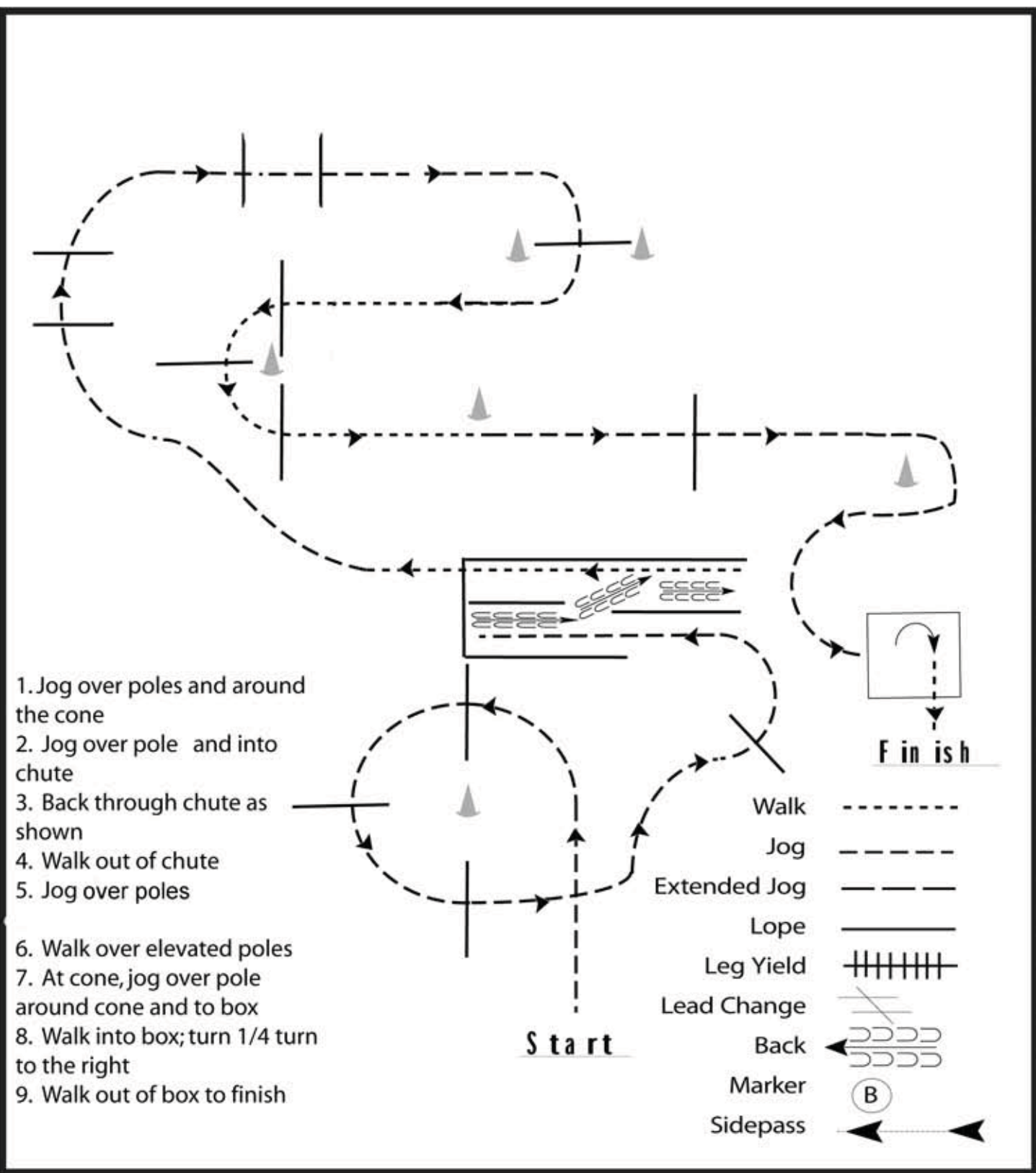
Texas POAIBC Show

Trail (9 & Under, Novice w/t; Adult w/t; In-hand; Leadline)

LEADLINE IS WALK ONLY

w w w . H o r s e S h o w P a t t e r n s . c o m

w w w . H o r s e S h o w P a t t e r n s . c o m



1. Jog over poles and around the cone
2. Jog over pole and into chute
3. Back through chute as shown
4. Walk out of chute
5. Jog over poles
6. Walk over elevated poles
7. At cone, jog over pole around cone and to box
8. Walk into box; turn 1/4 turn to the right
9. Walk out of box to finish

- Walk -----
- Jog - - - - -
- Extended Jog - - - - -
- Lope _____
- Leg Yield |||||
- Lead Change
- Back
- Marker (B)
- Sidepass

[T/WT-10]

Pattern Provided by:
Texas POAC

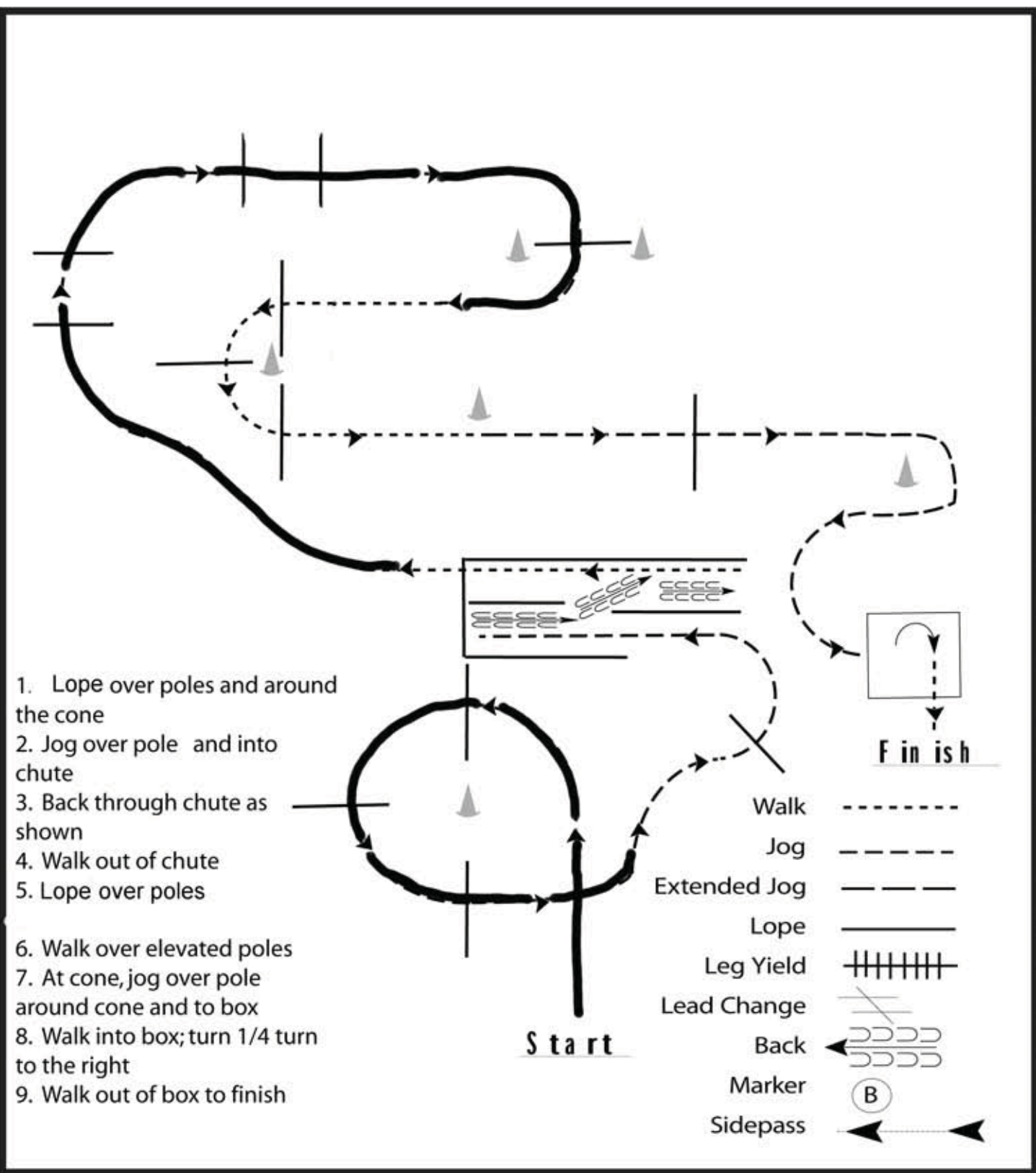
Texas POAIBC Show

Trail (10 to 13; 14 to 18; Adult)

Jr. & Sr. Trail

www.HorseShowPatterns.com

www.HorseShowPatterns.com



1. Lope over poles and around the cone
2. Jog over pole and into chute
3. Back through chute as shown
4. Walk out of chute
5. Lope over poles
6. Walk over elevated poles
7. At cone, jog over pole around cone and to box
8. Walk into box; turn 1/4 turn to the right
9. Walk out of box to finish

Walk	-----
Jog	- - - - -
Extended Jog	-----
Lope	—————
Leg Yield	
Lead Change	↘ ↙
Back	←←←←←
Marker	(B)
Sidepass	←←←←←

[T/WT-10]

Pattern Provided by:
Texas POAC